


Lorenza Balzaretti - Fosca Montagna

with Audio CD

Easy English

With games and activities

For
grammar and
vocabulary
revision




3

Lorenza Balzaretto - Fosca Montagna

Easy English

with games and activities



CONTENTS

THIS IS...	3
I AM...	6
Check!	9
A - AN	10
PREPOSITIONS	11
Check!	14
WILD ANIMALS	15
Check!	18
NUMBERS 10 - 100	19
Check!	20
TIME	21
Check!	23
THIS, THESE - THAT, THOSE	24
Check!	26
SEASONS	27
CLOTHES	28
Check!	33
ADJECTIVES	34
Check!	37
FRUIT	38
VEGETABLES	41
Check!	44
CAN	45
FINAL CHECK!	46



listen



trace/write



tick



match



draw



cut and glue



circle



read



colour



repeat/say



point

* Numbers refer to tracks on the Audio CD

Easy English
© 2009 ELI srl
P.O. Box 6 - 62019 Recanati - Italy
Tel. 071 750701 - Fax 071 977851
e-mail: info@elionline.com
www.elionline.com
Editorial Project: Sarah M. Howell
Text and exercises: Lorenza Balzaretti,
Fosca Montagna


Language consultant: Rachel J. Roberts,
Lisa Kester-Dodgson
Art Director: Letizia Pignini
Editorial Dept: Mafalda Brancaccio,
Gigliola Capodaglio
Production manager: Francesco Capitano
Illustrated by Maurizia Rubino
Graphics: Carla Delfrate, graficaGEI
Cover by Studio Cornell sas

All rights reserved.
No part of this publication may be
reproduced in any form or by any means
or for any purpose without the prior
permission of ELI.
Printed in Italy - Tecnostampa Recanati -
09.83.143.0
ISBN 9788853604408


THIS IS...

1   Listen and repeat.

THIS IS... HE IS...
I AM... SHE IS...



2   Listen and read.



3  Complete the dialogue.

TOM: Hello! This is my sister.


HILARY: Hi, I am Hilary. _____ Tom.

HELEN: Hello! _____ my brother and _____.


BILL: _____, _____ Bill and _____.

LUCY: _____! _____ Lucy. _____ Helen.


4    Listen, repeat and read.




5   Draw and write about your friend.



6  Look at the pictures and write.



Bill



Helen



Lucy



Tom




Hilary

is a boy.

is a girl.

7  Listen and check.

8  Colour the dotted spaces and write.



Peter is a _____



Alice _____

1  Listen and repeat.

I AM YOU ARE HE IS SHE IS IT IS
WE ARE YOU ARE THEY ARE



2   Listen and read.



I am a little girl.

You are... my sister!

He is my grandpa.

She is my grandma.




It is... a bird!

We are friends.

You are... my parents!

They are my sister and my brother.


3  Write.





4  Listen and check.

5  Match the sentences and the pictures.

You are tall.





We are friends.



She is my sister.



It is a mouse.

I am Bill.



They are my grandparents.




He is Tom.




You are my best friends.

CHECK!

1  Write.




1   Listen and repeat.




AN UMBRELLA  AN AEROPLANE 
 AN ORANGE  AN EGG 
 A BANANA  AN ICE CREAM 

2  A or AN? Write.


a pen _____ car _____ apple _____ elephant
an umbrella _____ dog _____ island _____ tree
 _____ bike _____ boy _____ indian _____ old man

3  A or AN? Colour the A balloons pink and the AN balloons yellow.



PREPOSITIONS

1  Listen and repeat.



2  Where is Kiki? Look and colour.



in on



in under




under on


3  Where is Kiki? Write.




in













4   Read, look and tick (YES or NO).



- | | YES | NO |
|----------------------------------|-------------------------------------|-------------------------------------|
| 1 A doll is in the toy box. | <input checked="" type="checkbox"/> | <input type="checkbox"/> |
| 2 The shoes are under the chair. | <input type="checkbox"/> | <input checked="" type="checkbox"/> |
| 3 A lamp is on the table. | <input type="checkbox"/> | <input type="checkbox"/> |
| 4 A doll is on the bed. | <input type="checkbox"/> | <input type="checkbox"/> |
| 5 Two balls are under the chair. | <input type="checkbox"/> | <input type="checkbox"/> |
| 6 A teddy bear is on the bed. | <input type="checkbox"/> | <input type="checkbox"/> |


5  Look at the picture on page 12. Write **in on under**.

- 1 The lamp is on the table.
- 2 The ball is _____ the chair.
- 3 The doll is _____ the toy box.
- 4 The shoes are _____ the bed.
- 5 The teddy bear is _____ the bed.
- 6 Helen is _____ the bed.




6  Listen and check.


7   Read and draw.




The ball is in the toy box.




The books are on the table.




The shoes are under the chair.



The teddy bear is on the bed.






The ruler is in the pencil-case.



The mouse is under the table.

1   Read and draw.




A pen is on the desk.

A cat is under the chair.

A pencil is in the pencil-case.


2   Listen and number the pictures.




3   Look and write.



A doll is _____




A cat _____




WILD ANIMALS


1  Listen and repeat.




2  Colour the dotted spaces and write.




What is it? It's an _____.



What is it? It's a _____.






What is it? It's a _____.







What is it? It's a _____.


3  Look and circle.




L I O N S A D F H J D
 E L S L E T I G E R S
 L R C E S U O S P V A
 E T M O Y B P N W A L
 P I T P Q R G A Q X M
 H C V A K Z N K Y B C
 A G I R A F F E S B D
 N F W D E H I S O J K
 T G X S G C A M E L S
 S N M O N K E Y S E Z



4   Listen and read.



5   Draw and write about your favourite animal.



1  Match the names and the animals.

lion

giraffe

leopard


monkey

elephant

camel

snake

tiger



2  Write the words.

1 E P H E L A T N elephant

2 K E Y N M O _____

3 N O I L _____

4 G E R I T _____

5 P L E O R D A _____

6 A K E S N _____

7 M E L C A _____

8 F F E R A G I _____

1  Write the numbers.

22 twenty-two

35 _____

43 _____

68 _____

59 _____

72 _____

90 _____

100 _____

2  Listen and colour the numbers.

10

25

50

48

70

89

64

30

97

100

3  Circle the correct number.

A $9 + 2 =$ eleven
fourteen

B $17 - 2 =$ thirteen
fifteen

C $12 + 7 =$ nineteen
twenty

D $20 - 4 =$ sixteen
eighteen

E $6 + 7 =$ twelve
thirteen

F $19 - 5 =$ seventeen
fourteen

TIME

1  Listen and repeat.




CLOCK




WATCH



WHAT TIME IS IT? IT'S 4 O'CLOCK.





2  Look and match.




It's 8 o'clock.
It's 10 o'clock.



It's 2 o'clock.
It's 11 o'clock.



It's 5 o'clock.
It's 6 o'clock.




3   Listen and write.


What time is it, please? It's...

8 o'clock _____


4   Listen and repeat.




WHAT TIME IS IT?

IT'S TWO O'CLOCK. 

IT'S HALF PAST TWO. 

IT'S A QUARTER PAST TWO. 

IT'S A QUARTER TO THREE. 

5   Listen and write.

A 1:00

B _____





C _____

D _____

E _____

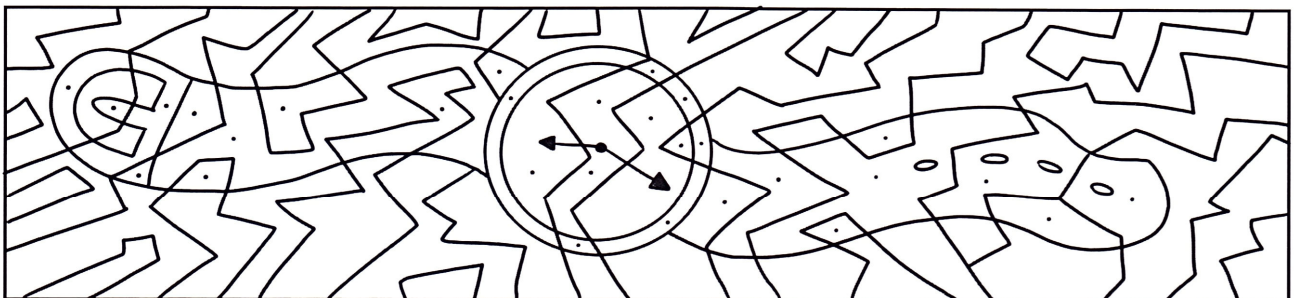
F _____

6  Write the times.



It's four o'clock. _____

7   Colour the dotted spaces and write.



It's a _____.

CHECK!

1  Listen and write the times.

A 9:30





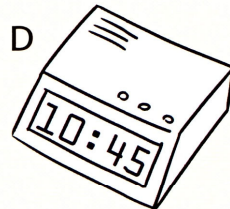
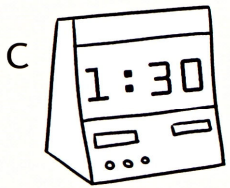


B _____

C _____

D _____

E _____

2  Match the times and the clocks.



It's a quarter past ten.

It's a quarter to four.

It's half past five.

It's eight o'clock.

It's a quarter to eleven.


It's half past six.

It's a quarter past seven.

It's half past one.

THIS, THESE THAT, THOSE


1  Listen and repeat.



THAT IS AN ORANGE THOSE ARE ORANGES


THIS IS AN ORANGE THESE ARE ORANGES

2  Write THIS or THAT.



- 1 This is a ball.
- 2 _____ is a car.
- 3 _____ is a white cat.
- 4 _____ is a black cat.

3  Listen and check.



4 Write THESE or THOSE.

- 1 Those are new bikes.
- 2 _____ are grey boxes.
- 3 _____ are white dogs.
- 4 _____ are my friends.

5 Listen and check.

6 Write.

This is a doll ★ That is an elephant ★ Those are books
 That is a ball ★ These are camels ★ Those are apples
 This is a bike ★ These ~~are~~ pens

1
 These are
 pens.

2

3

4

5


6

7


8

1   Listen and colour the pictures.


A



B




C




D




E




F



G



H

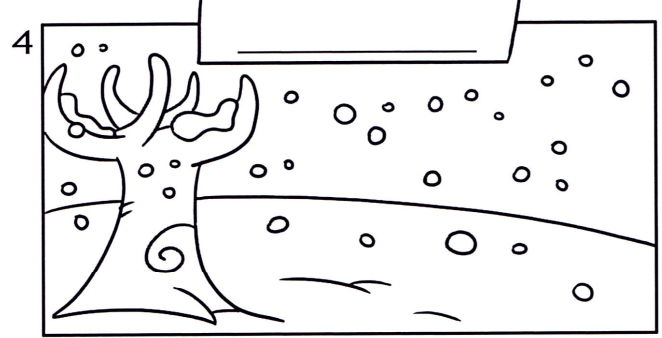





SEASONS





1  Listen and repeat.



2  Colour and write.





3  What season is it? Write and colour.




It's winter. It's _____ It's _____ It's _____

CLOTHES












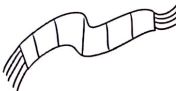
1  Listen and repeat.




2  Match.



3  Listen and number.

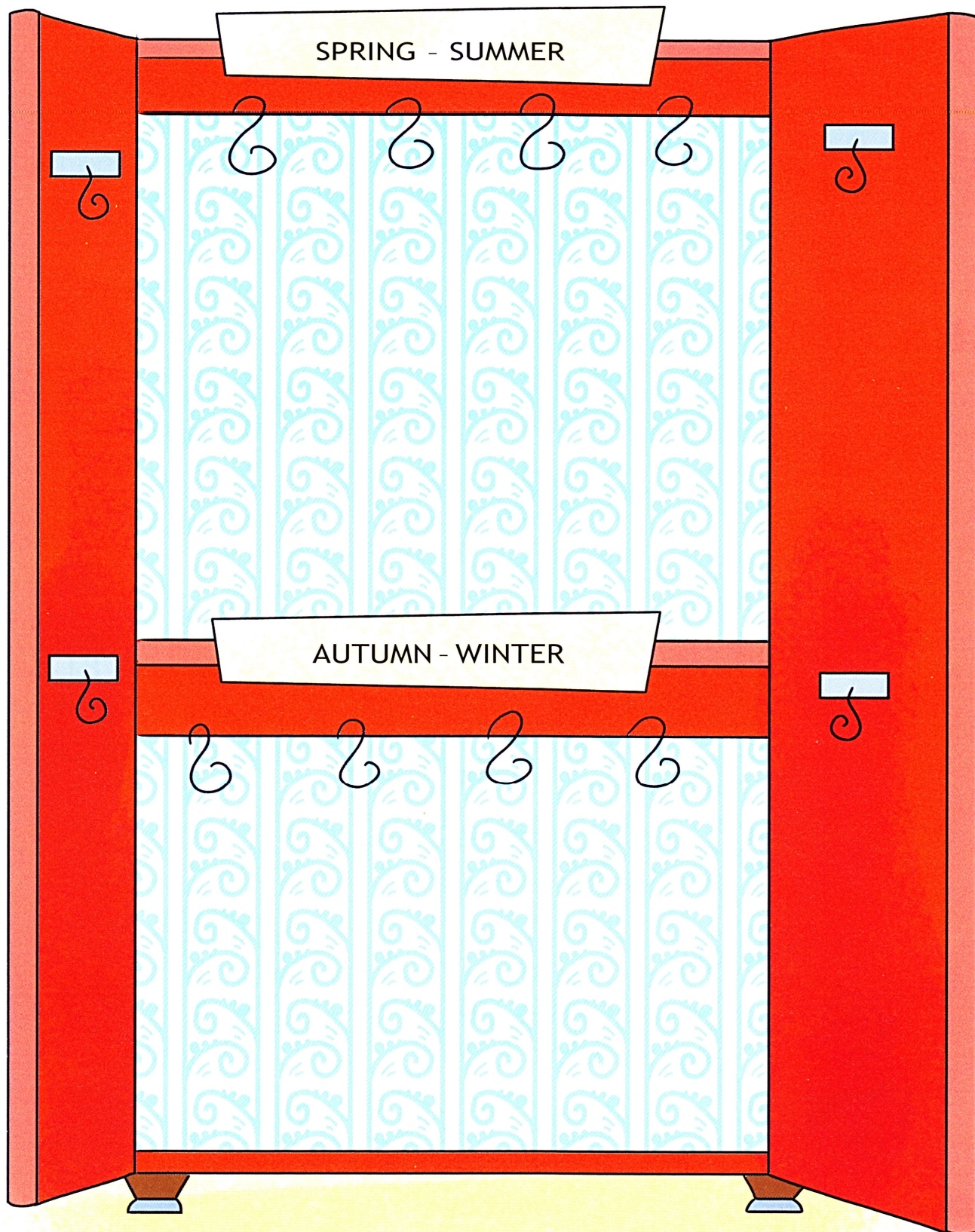
<input type="radio"/> 1 	<input type="radio"/>		<input type="radio"/>		<input type="radio"/>		
<input type="radio"/>		<input type="radio"/>		<input type="radio"/>		<input type="radio"/>	
<input type="radio"/>		<input type="radio"/>		<input type="radio"/>		<input type="radio"/>	

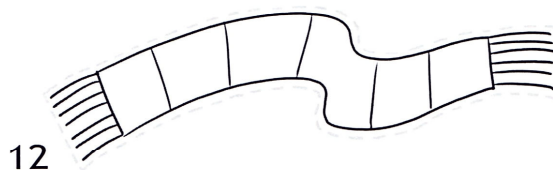
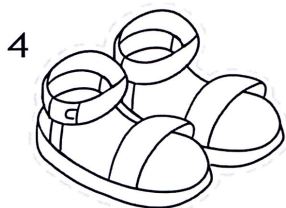
4  Do the clothes crossword.



			C				J
			A	T			
J			P				
						S	
			T	-			
			S				S
						S	

- 5  Cut and stick the clothes in the wardrobe (page 31).






CHECK!

1  Colour the names of the season.

winter	jacket	T-shirt	gloves
summer	sandals	shoes	cap
autumn	spring	shoes	

2   Listen, colour and match.



3  What do you wear...

in winter? _____

in summer? _____

in spring? _____

in autumn? _____

ADJECTIVES

1  Listen and repeat.

BIG - SMALL 

STRONG - WEAK 

YOUNG - OLD 

BEAUTIFUL - UGLY 


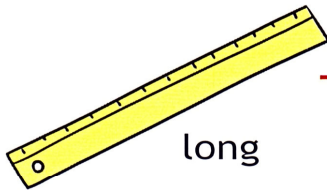
LONG - SHORT 

COLD - HOT 

HAPPY - SAD 



2  Match the opposites.

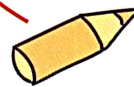


weak




young

ugly



short




hot

strong



old

beautiful



sad

cold





happy

3  Write the adjectives under the pictures.





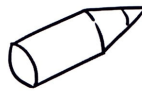
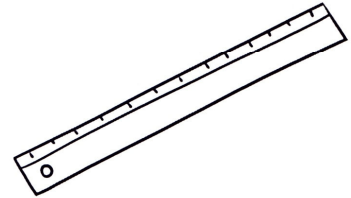
cold



4    Listen, repeat and write.



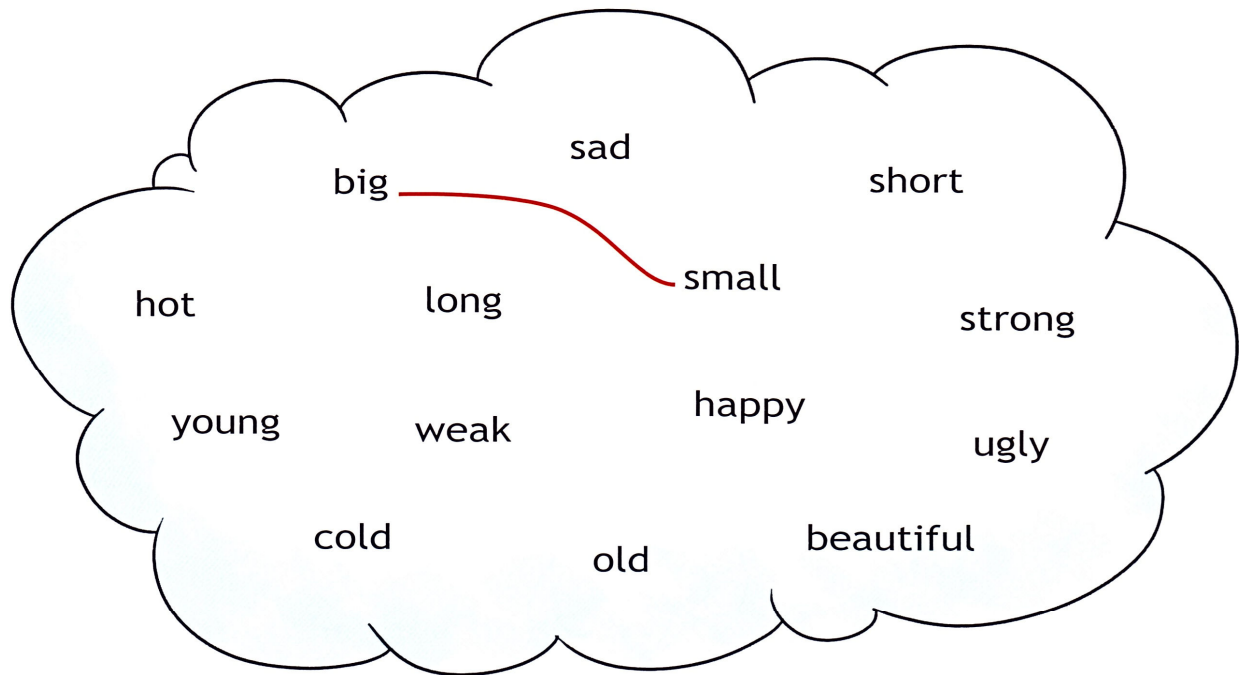
small




5



Match the opposites and write the words.



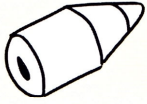
- 1 My brother is y o u n g.
- 2 The teddy bear is s a d.
- 3 The girl is _____.
- 4 The man is _____.
- 5 The ice cream is _____.
- 6 The pencil is _____.
- 7 The clown is _____.
- 8 The mouse is _____.
- 9 My grandpa is _____.
- 10 The monster is _____.
- 11 The boy is _____.
- 12 The sun is _____.
- 13 The ruler is _____.
- 14 The elephant is _____.



CHECK!

1  Read and circle.

1



long

short

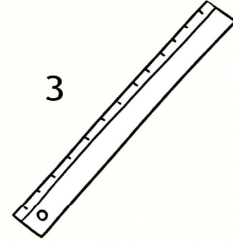
2



beautiful

ugly


3



long

short


4



small

big

5



weak

strong

6



young

old

7



cold

hot

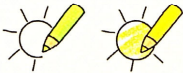
8




happy

sad


2




Draw and colour.




The mouse is small.




The ice cream is cold.




The snake is long.



The monster is ugly.




















The sun is hot.




The child is young.

1  Listen and repeat.

ORANGE		APPLE		STRAWBERRY	
ORANGES		APPLES		STRAWBERRIES	
BANANA		PEACH		PINEAPPLE	
BANANAS		PEACHES		PINEAPPLES	
CHERRY		PEAR			
CHERRIES		PEARS			

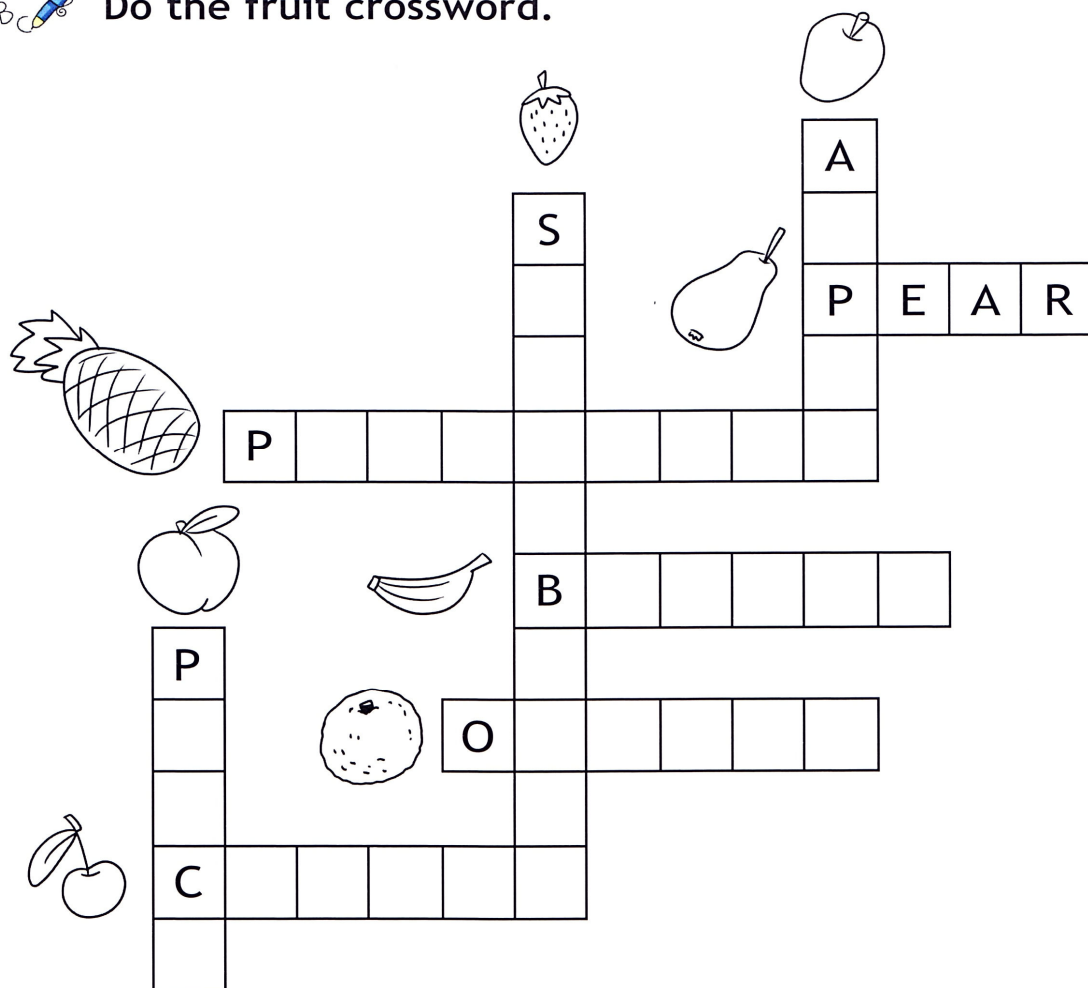
2  Match.



Labels around the basket:

- pineapple
- strawberry
- banana
- apple
- peach
- orange
- cherry
- pear


3  Do the fruit crossword.



4  Listen and complete the dialogues.

BILL: Do you like strawberries, Helen?

HELEN: Yes, I do.




HELEN: Do you like _____, Hilary?

HILARY: Yes, I do.



HILARY: Do you like _____, Tom?

TOM: No, I don't.




TOM: Do you like _____, Bill?


BILL: No, I don't.



5  Colour the dotted spaces and write.

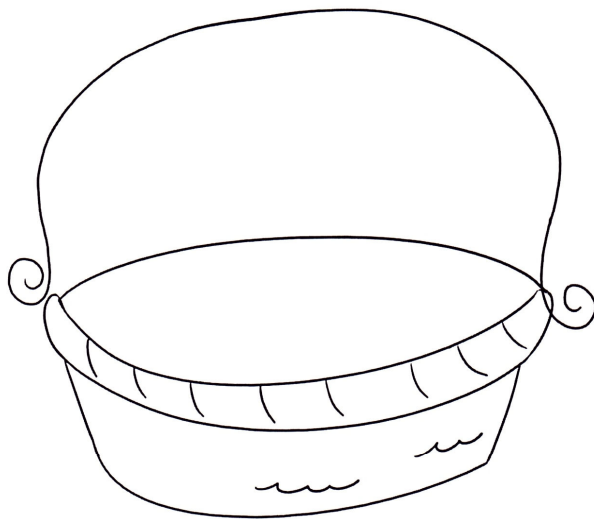


It's a _____.



It's a _____.

6  Draw your favourite fruit.



My favourite fruit
is _____.

7  Answer the question. Write **Yes, I do.** / **No, I don't.**

- Do you like apples? _____
- Do you like strawberries? _____
- Do you like pears? _____
- Do you like oranges? _____
- Do you like pineapples? _____
- Do you like bananas? _____
- Do you like cherries? _____




VEGETABLES

1  Listen and repeat.

TOMATO 

BEANS 


CARROT 

TOMATOES 

CARROTS 


PEAS 

POTATO 


LETTUCE 

POTATOES 

CAULIFLOWER 

ONION 

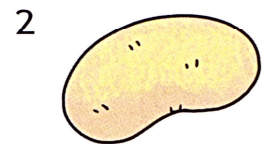
ONIONS 




2  Match.




beans



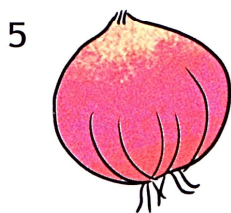
onion



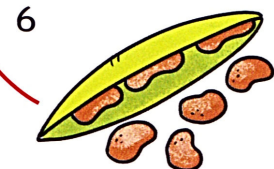
potato




lettuce




carrot



peas


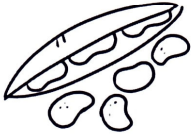







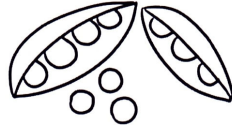


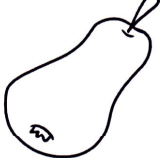





tomato






cauliflower

3  Complete the table.

	FRUIT		VEGETABLES
	_____		_____
	_____		_____
	_____		_____
	_____		_____ <i>onion</i> _____
	_____		_____
	_____ <i>peach</i> _____		_____
	_____		_____
	_____		_____

4  Listen and check.

5  Colour the dotted spaces and write.

1  2  3 

6  What do you like?

 I like _____

 I don't like _____

7  Write the words.

S N A B E beans

M O A T O T _____

S A E P _____

I O N O N _____

T O A T O P _____





C E U T T E L _____



1   Listen and tick.


- | | Yes, I do. | No, I don't. |
|-----------------------------------|--------------------------|--------------------------|
| 1 Do you like ice cream, Bill? | <input type="checkbox"/> | <input type="checkbox"/> |
| 2 Do you like onions, Bill? | <input type="checkbox"/> | <input type="checkbox"/> |
| 3 Do you like bananas, Helen? | <input type="checkbox"/> | <input type="checkbox"/> |
| 4 Do you like beans, Helen? | <input type="checkbox"/> | <input type="checkbox"/> |
| 5 Do you like pineapples, Bill? | <input type="checkbox"/> | <input type="checkbox"/> |
| 6 Do you like carrots, Bill? | <input type="checkbox"/> | <input type="checkbox"/> |
| 7 Do you like oranges, Helen? | <input type="checkbox"/> | <input type="checkbox"/> |
| 8 Do you like strawberries, Bill? | <input type="checkbox"/> | <input type="checkbox"/> |

2  Complete.

HELEN	BILL
<p>She likes</p>  <p>_____</p> <p>_____</p> <p>_____</p> <p>_____</p>	<p>He likes</p>  <p>_____</p> <p>_____</p> <p>_____</p> <p>_____</p>
<p>She doesn't like</p>  <p>_____</p> <p>_____</p> <p>_____</p> <p>_____</p>	<p>He doesn't like</p>  <p>_____</p> <p>_____</p> <p>_____</p> <p>_____</p>

CAN

1  Listen and repeat.



I CAN
YOU CAN
HE CAN
SHE CAN
IT CAN
WE CAN
YOU CAN
THEY CAN


2  Listen and circle.





3  What can you do?


I can _____, _____, _____, _____.

4  Complete.

1 I can play football. 

2 We _____ sing _____. 

3 You _____ use _____. 

4 You _____ ride _____. 

5 Tom _____ play _____
_____.

6 They _____ draw with _____
_____.

4 Circle the words.

T O M A T O C A R R O T
 E S K L N S U M M E R N
 L P M C I O R A N G E W
 E R F A N C A P O P Q I
 P I O M E K P E A C H N
 H N R E T S **A P P L E** T
 A G T L Y G I R A F F E
 N R Y A U T U M N S P R
 T U S E V E N T Y T E N
 V W M O N K E Y P E A S
 G L O V E S X S K I R T
 C A U L I F L O W E R Y

- | | | | |
|-------------------------------------|-------------|--------------------------|---------|
| <input checked="" type="checkbox"/> | apple | <input type="checkbox"/> | orange |
| <input type="checkbox"/> | autumn | <input type="checkbox"/> | peach |
| <input type="checkbox"/> | camel | <input type="checkbox"/> | pear |
| <input type="checkbox"/> | cap | <input type="checkbox"/> | peas |
| <input type="checkbox"/> | carrot | <input type="checkbox"/> | seventy |
| <input type="checkbox"/> | cauliflower | <input type="checkbox"/> | skirt |
| <input type="checkbox"/> | elephant | <input type="checkbox"/> | socks |
| <input type="checkbox"/> | forty | <input type="checkbox"/> | spring |
| <input type="checkbox"/> | giraffe | <input type="checkbox"/> | summer |
| <input type="checkbox"/> | gloves | <input type="checkbox"/> | ten |
| <input type="checkbox"/> | monkey | <input type="checkbox"/> | tomato |
| <input type="checkbox"/> | ninety | <input type="checkbox"/> | winter |





Easy English 3



AUDIOSCRIPT

This is...

Page 3

Ex. 1 (track 2)

This is..., He is..., I am..., She is...

Page 3

Ex. 2 (track 3)

Hi, I am Hilary. He is Tom.

Hello! This is my sister.

Hello! I am Lucy. She is Helen.

Hello! This is my brother and this is my sister.

Hi, I am Bill and she is Lucy.

Page 4

Ex. 4 (track 4)

Helen's diary

This is my friend, Tom. He is nine years old. He is American.

Tom's diary

This is my friend, Helen. She is eight years old. She is from London.

Page 5

Ex. 7 (track 5)

Bill is a boy. Helen is a girl.

Lucy is a girl. Tom is a boy.

Hilary is a girl.

I am...

Page 6

Ex. 1 (track 6)

I am, You are, He is, She is,

It is, We are, You are, They are

Page 6

Ex. 2 (track 7)

I am a little girl.

You are... my sister!

He is my grandpa.

She is my grandma.

It is... a bird!

We are friends.

You are... my parents!

They are my sister and my brother.

Page 7

Ex. 4 (track 8)

I am Hilary.

You are my best friend.

He is my grandpa.

She is my grandma.

It is my dog.

We are friends.

They are my parents.

You are my best friends.

A - An

Page 10

Ex. 1 (track 9)

an umbrella, an orange,

an aeroplane, a banana, an egg,

an ice cream

Prepositions

Page 11

Ex. 1 (track 10)

in, on, under

Page 13

Ex. 6 (track 11)

Number one: The lamp is on the table.

Number two: The ball is under the chair.

Number three: The doll is in the toy box.

Number four: The shoes are under the bed.

Number five: The teddy bear is on the bed.

Number six: Helen is on the bed.

Page 14

Ex. 2 (track 12)

Number one: Kiki is on the tree.

Number two: Kiki is under the bed.

Number three: Kiki is under the chair.

Number four: Kiki is in the tree.

Wild Animals

Page 15

Ex. 1 (track 13)

lion, camel, giraffe, elephant, tiger, leopard, monkey, snake

Page 17

Ex. 4 (track 14)

Bill's diary

This is a shark.

My favourite animal is the shark.

It's a big fish.

Sharks live in the sea.

They are grey. I love sharks!

Numbers from ten to a hundred

Page 19

Ex. 1 (track 15)

ten, twenty, thirty, forty, fifty,

sixty, seventy, eighty, ninety,

a hundred

Page 19

Ex. 3 (track 16)

A: twenty, thirty, sixty

B: ten, ninety, seventy, a hundred

C: forty, eighty, fifty

D: twenty-three, forty-five, sixty-two, ninety-nine

Page 20

Ex. 2 (track 17)

Ten is green. Twenty-five is yellow.

Fifty is red. Forty-eight is blue.

Seventy is pink. Eighty-nine is grey.

Sixty-four is purple. Thirty is black. Ninety-seven is orange.

A hundred is brown.

Time

Page 21

Ex. 1 (track 18)

clock, watch

What time is it?

It's four o'clock.

Page 21

Ex. 3 (track 19)

*What time is it, please?
It's eight o'clock.
What time is it, please?
It's ten o'clock.
What time is it, please?
It's two o'clock.
What time is it, please?
It's eleven o'clock.
What time is it, please?
It's five o'clock.
What time is it, please?
It's six o'clock.*

Page 22

Ex. 4 (track 20)

*What time is it?
It's two o'clock.
It's a quarter past two.
It's half past two.
It's a quarter to three.*

Page 22

Ex. 5 (track 21)

*A It's one o'clock.
B It's a quarter past three.
C It's half past five.
D It's a quarter to seven.
E It's nine o'clock.
F It's half past ten.*

Page 23

Ex. 1 (track 22)

*A It's half past nine.
B It's seven o'clock.
C It's a quarter past five.
D It's half past two.
E It's a quarter to three.*

This, these - That, those

Page 24

Ex. 1 (track 23)

*This is an orange.
These are oranges.
That is an orange.
Those are oranges.*

Page 24

Ex. 3 (track 24)

*This is a ball.
That is a car.
This is a white cat.
That is a black cat.*

Page 25

Ex. 5 (track 25)

*Those are new bikes.
These are grey boxes.
These are white dogs.
Those are my friends.*

Page 26

Ex. 1 (track 26)

A These pens are blue.

B Those apples are yellow.

C These books are pink.

D This doll has got red hair.

E That elephant has got a green umbrella.

F That ball is orange.

G This bike is black.

H These camels are brown.

Seasons

Page 27

Ex. 1 (track 27)

spring, summer, autumn, winter

Clothes

Page 28

Ex. 1 (track 28)

*T-shirt, trousers, skirt, socks,
shoes, jacket, jumper, cap,
gloves, scarf, sandals, shorts,
swimsuit, swimming trunks*

Page 29

Ex. 3 (track 29)

*Number one is a T-shirt.
Number two is a cap.
Number three is a skirt.
Number four is a jumper.
Number five are shoes.
Number six is a jacket.
Number seven are socks.
Number eight are trousers.
Number nine are gloves.
Number ten is a swimsuit.
Number eleven are sandals.
Number twelve is a scarf.*

Page 33

Ex. 2 (track 30)

*In spring I put on my red T-shirt.
In summer I put on my blue shorts.
In autumn I put on my orange jumper.
In winter I put on my yellow scarf.*

Adjectives

Page 34

Ex. 1 (track 31)

*big - small, strong - weak, young - old,
beautiful - ugly, long - short,
cold - hot, happy - sad*

Page 35

Ex. 4 (track 32)

*1 The mouse is small.
2 The girl is beautiful.
3 The ruler is long.
4 The man is strong.
5 The ice cream is cold.
6 The clown is happy.
7 The pencil is short.
8 My grandpa is old.
9 The sun is hot.
10 My brother is young.*

Fruit

Page 38

Ex. 1 (track 33)

*orange - oranges, banana - bananas,
cherry - cherries, apple - apples,
peach - peaches, pear - pears,
strawberry - strawberries,
pineapple - pineapples*

Page 39

Ex. 4 (track 34)

*Do you like strawberries, Helen?
Yes, I do.
Do you like apples, Hilary? Yes, I do.
Do you like pineapples, Tom?
No, I don't.
Do you like cherries, Bill?
No, I don't.*

Vegetables

Page 41

Ex. 1 (track 35)

*tomato - tomatoes, lettuce, cauliflower,
beans, peas, carrot - carrots, potato - potatoes,
onion - onions*

Page 42

Ex. 4 (track 36)

FRUIT: apple, banana, cherry, pineapple, orange, peach, pear, strawberry - VEGETABLES: beans, carrot, cauliflower, onion, peas, potato, lettuce, tomato

Page 44

Ex. 1 (track 37)

*Do you like ice cream, Bill?
Yes, I do.
Do you like onions, Bill?
No, I don't.
Do you like bananas, Helen?
Yes, I do.
Do you like beans, Helen?
No, I don't.
Do you like pineapples, Bill?
Yes, I do.
Do you like carrots, Bill?
No, I don't.
Do you like oranges, Helen?
Yes, I do.
Do you like strawberries, Bill?
Yes, I do.*

Can

Page 45

Ex. 1 (track 38)

I can, You can, He can - She can - It can, We can, You can, They can

Page 45

Ex. 2 (track 39)

I can play football. I can ride a bike. I can play with video-games. I can use a computer.

Easy English 3



ANSWER KEY

Page 3

Ex. 3

Hilary: He is

Helen: This is, this is my sister

Bill: Hi, I am, she is Lucy

Lucy: Hello! I am, She is

Page 5

Ex. 6

Lucy is a girl.

Tom is a boy.

Hilary is a girl.

Page 5

Ex. 8

Peter is a boy. Alice is a girl.

Page 7

Ex. 3

Hilary: I

Tom: You

Hilary: He

Hilary: She

Lucy: It

Tom + Helen: We

Hilary: They

Helen: You

Page 8

Ex. 5

1 I am Bill. 2 It is a mouse. 3 You are my best friends. 4 She is my sister.

5 You are tall. 6 He is Tom. 7 They are my grandparents. 8 We are friends.

Page 9

Ex. 1

Hi, I am Bill.

You are my friend.

He is Tom.

She is Helen.

It is a new pencil.

We are friends.

You are my best friends.

They are my friends.

Page 10

Ex. 2

a bike, a car, a dog, a boy, an apple, an island, an Indian, an elephant, a tree, an old man

Page 10

Ex. 3

pink: flower, yacht, shoe, telephone, flag, girl, snake, boy, lemon - yellow: ant, orange, aeroplane, egg, ice cream

Page 11

Ex. 2

in, under, on

Page 11

Ex. 3

1 in, 2 under, 3 on, 4 under, 5 in, 6 on

Page 12

Ex. 4

1 yes, 2 no, 3 yes, 4 no, 5 no, 6 yes

Page 13

Ex. 5

1 on, 2 under, 3 in, 4 under, 5 on, 6 on

Page 14

Ex. 2

A 3, B 1, C 4, D 2

Page 14

Ex. 3

1 A doll is *in the toy box*.
2 A cat is *on the chair*.
3 A dog is *under the table*.

Page 15

Ex. 2

1 elephant, 2 lion, 3 monkey, 4 snake

Page 16

Ex. 3

camels, elephants, giraffes, leopards, lions, monkeys, snakes, tigers

Page 18

Ex. 1

1 giraffe, 2 leopard, 3 camel, 4 monkey, 5 snake, 6 lion, 7 tiger, 8 elephant

Page 18

Ex. 2

1 elephant, 2 monkey, 3 lion, 4 tiger, 5 leopard, 6 snake, 7 camel, 8 giraffe

Page 19

Ex. 2

21 twenty-one, 22 twenty-two, 23 twenty-three, 24 twenty-four, 25 twenty-five, 26 twenty-six, 27 twenty-seven, 28 twenty-eight, 29 twenty-nine

Page 19

Ex. 3

A 20, 30, 60 - B 10, 90, 70, 100 - C 40, 80, 50 - D 23, 45, 62, 99

Page 20

Ex. 1

22 twenty-two, 35 thirty-five, 43 forty-three, 68 sixty-eight, 59 fifty-nine, 72 seventy-two, 90 ninety, 100 a hundred

Page 20

Ex. 2

10 green, 25 yellow, 50 red, 48 blue, 70 pink, 89 grey, 64 purple, 30 black, 97 orange, 100 brown

Page 20

Ex. 3

A eleven, B fifteen, C nineteen, D sixteen, E thirteen, F fourteen

Page 21

Ex. 2

1 It's eleven o'clock.
2 It's five o'clock.
3 It's six o'clock.
4 It's eight o'clock.
5 It's two o'clock.
6 It's ten o'clock.

Page 21

Ex. 3

8 o'clock, 10 o'clock, 2 o'clock, 11 o'clock, 5 o'clock, 6 o'clock

Page 22

Ex. 5

A 1:00, B 3:15, C 5:30, D 6:45, E 9:00, F 10:30

Page 22

Ex. 6

A It's four o'clock. B It's a quarter past five. C It's half past six. D It's a quarter to eight.

Page 22

Ex. 7

It's a *watch*.

Page 23

Ex. 1

A 9:30, B 7:00, C 5:15, D 2:30, E 2:45

Page 23

Ex. 2

A It's half past five. B It's a quarter to four. C It's half past one. D It's a quarter to eleven. E It's half past six. F It's eight o'clock. G It's a quarter past ten. H It's a quarter past seven.

Page 24

Ex. 2

1 This, 2 That, 3 This, 4 That

Page 25

Ex. 4

1 Those, 2 These, 3 These, 4 Those

Page 25

Ex. 6

1 These are pens. 2 Those are apples. 3 Those are books. 4 This is a doll. 5 That is an elephant. 6 That is a ball. 7 This is a bike. 8 These are camels.

Page 26

Ex. 1

A blue, B yellow, C pink, D red, E green, F orange, G black, H brown

Page 27

Ex. 2

1 spring, 2 summer, 3 autumn, 4 winter

Page 27

Ex. 3

It's *winter*. It's *summer*. It's *spring*. It's *autumn*.

Page 28

Ex. 2

1 T-shirt, 2 trousers, 3 skirt, 4 jumper, 5 cap, 6 gloves, 7 shorts, 8 swimming trunks, 9 socks, 10 shoes, 11 jacket, 12 scarf, 13 sandals, 14 swimsuit

Page 29

Ex. 3

1 T-shirt, 2 cap, 3 skirt, 4 jumper, 5 shoes, 6 jacket, 7 socks, 8 trousers, 9 gloves, 10 swimsuit, 11 sandals, 12 scarf

Page 29

Ex. 4

jumper, cap, trousers, jacket, skirt, T-shirt, socks, shoes, shorts

Page 30

Ex. 5

spring-summer: 1 - 3 - 4 - 6 - 8 - 9

autumn-winter: 2 - 5 - 7 - 10 - 11 - 12

Page 33

Ex. 1

winter, summer, autumn, spring

Page 33

Ex. 2

spring: red T-shirt - summer: blue shorts - autumn: orange jumper - winter: yellow scarf

Page 33

Ex. 3

winter: jacket, scarf, gloves
summer: swimsuit, cap, sandals, swimming trunks
spring: shorts, T-shirt, shoes, skirt
autumn: jumper, socks, trousers

Page 34

Ex. 2

long - short, young - old, strong - weak, beautiful - ugly, cold - hot, happy - sad

Page 35

Ex. 3

1 cold, 2 old, 3 weak, 4 sad, 5 strong

Page 35

Ex. 4

1 small, 2 beautiful, 3 long, 4 strong, 5 cold, 6 happy, 7 short, 8 old, 9 hot, 10 young

Page 36

Ex. 5

big - small, hot - cold, young - old, long - short, weak - strong, sad - happy, beautiful - ugly
1 young, 2 sad, 3 beautiful, 4 strong, 5 cold, 6 short, 7 happy, 8 small, 9 old, 10 ugly, 11 weak, 12 hot, 13 long, 14 big

Page 37

Ex. 1

1 short, 2 beautiful, 3 long, 4 big, 5 strong, 6 young, 7 hot, 8 happy

Page 39

Ex. 3

apple, strawberry, pear, pineapple, banana, peach, orange, cherry

Page 39

Ex. 4

strawberries, apples, pineapples, cherries

Page 40

Ex. 5

A cherry, B pear

Page 41

Ex. 2

1 cauliflower, 2 potato, 3 peas, 4 carrot, 5 onion, 6 beans, 7 lettuce, 8 tomato

Page 42

Ex. 3

FRUIT: apple, banana, cherry,

pineapple, orange, peach, pear, strawberry

VEGETABLES: beans, carrot, cauliflower, onion, peas, potato, lettuce, tomato

Page 43

Ex. 5

1 peas, 2 carrot, 3 onion

Page 43

Ex. 7

beans, tomato, peas, onion, potato, lettuce

Page 44

Ex. 1

1 Yes, I do. 2 No, I don't. 3 Yes, I do. 4 No, I don't. 5 Yes, I do. 6 No, I don't. 7 Yes, I do. 8 Yes, I do.

Page 44

Ex. 2

Helen: She likes bananas and oranges. She doesn't like beans. Bill: He likes ice cream, pineapple and strawberries. He doesn't like onions and carrots.

Page 45

Ex. 2

Bill: football, Helen: bike, Tom: video-games, Hilary: computer

Page 45

Ex. 4

1 can, football; 2 can, a song; 3 can, a computer; 4 can, a bike; 5 can, video-games; 6 can, felt-tip pens

Page 46

Ex. 2

1 It's six o'clock.
2 It's half past five.
3 It's two o'clock.
4 It's a quarter past eight.
5 It's a quarter to three.
6 It's ten o'clock.

Page 47

Ex. 2

1 beautiful, 2 big, 3 old, 4 cold, 5 hot, 6 strong, 7 small, 8 short, 9 sad, 10 happy, 11 weak, 12 long, 13 ugly, 14 young

Page 47

Ex. 3

1 under, 2 on, 3 in, 4 on, 5 in, 6 under

Page 48

Ex. 1

apple, autumn, camel, cap, carrot, cauliflower, elephant, forty, giraffe, gloves, monkey, ninety, orange, peach, pear, peas, seventy, skirt, socks, spring, summer, ten, tomato, winter

Easy English



with games and activities

For
grammar and
vocabulary
revision

Easy English 3



Easy English with games and activities is a set of 5 volumes which offer Primary School students a useful, enjoyable way to learn basic English grammar and vocabulary.

Each volume has an Audio CD plus an answer key insert for all the games and activities.

Easy English with games and activities is a great resource both in the classroom and at home.



ISBN 978-88-536-0440-8



9 788853 604408

