


Tim Ward

Grammar Friends 2



OXFORD

Tim Ward

Grammar Friends 2



OXFORD
UNIVERSITY PRESS

OXFORD
UNIVERSITY PRESS

Great Clarendon Street, Oxford OX2 6DP

Oxford University Press is a department of the University of Oxford.
It furthers the University's objective of excellence in research, scholarship,
and education by publishing worldwide in
Oxford New York

Auckland Cape Town Dar es Salaam Hong Kong Karachi
Kuala Lumpur Madrid Melbourne Mexico City Nairobi
New Delhi Shanghai Taipei Toronto

With offices in

Argentina Austria Brazil Chile Czech Republic France Greece
Guatemala Hungary Italy Japan Poland Portugal Singapore
South Korea Switzerland Thailand Turkey Ukraine Vietnam

OXFORD and OXFORD ENGLISH are registered trade marks of
Oxford University Press in the UK and in certain other countries

© Oxford University Press 2009

The moral rights of the author have been asserted

Database right Oxford University Press (maker)

First published 2009

2013 2012 2011 2010 2009

10 9 8 7 6 5 4 3 2 1

No unauthorized photocopying

All rights reserved. No part of this publication may be reproduced,
stored in a retrieval system, or transmitted, in any form or by any means,
without the prior permission in writing of Oxford University Press,
or as expressly permitted by law, or under terms agreed with the appropriate
reprographics rights organization. Enquiries concerning reproduction
outside the scope of the above should be sent to the ELT Rights Department,
Oxford University Press, at the address above

You must not circulate this book in any other binding or cover
and you must impose this same condition on any acquirer

Any websites referred to in this publication are in the public domain and
their addresses are provided by Oxford University Press for information only.
Oxford University Press disclaims any responsibility for the content

ISBN: 978 0 19 478013 1

Printed in China

ACKNOWLEDGEMENTS

Illustrations by: Andy Keylock/Beehive Illustration (characters) and Simon Smith

Contents

Starter About us	Revision	Have got (1) There is and there are Prepositions of place	4
1 At school	Demonstratives	This and these; That and those What's this? What are these? What's that? What are those?	8
2 My feelings	The present simple of be	The verb be ; Questions with be	12
3 Outdoor toys	Can for ability	Can and can't; Can ...?	16
Review 1			20
4 Lunch at the park	Have got (2) Prepositions of place (behind, in front of, next to, between)	Have got Prepositions of place	22
5 Lessons	Subject pronouns and possessive adjectives Have got (3)	We and our; they and their When/What have we got ...?	26
6 After school	The present simple (1)	The present simple (I do) The present simple negative (I don't do)	30
Review 2			34
7 Presents	The present simple of like	He likes, he doesn't like; Questions with like	36
8 Every day	The present simple (2)	The present simple (he goes) The present simple negative (he doesn't go)	40
9 Places	The present simple (3) Prepositions of time (in, on, at)	Where does he work? Does he work ...? Yes, he does. No, he doesn't. Prepositions of time	44
Review 3			48
10 The weather	Talking about the weather Imperatives Punctuation	What's the weather like? It's ... Imperatives Punctuation	50
11 Clothes	The present continuous (1) Telling the time	The present continuous Telling the time	54
12 At the wedding	The present continuous (2)	The present continuous Present continuous questions	58
Review 4			62
13 On the farm	Comparative adjectives The conjunction and	Comparative adjectives Comparatives with than The conjunction and	64
14 The school play	The past simple of be	Was and were; Wasn't and weren't	68
15 School open day	Quantifiers (some, any) Ordinal numbers Irregular plural nouns	Some and any Ordinal numbers Plural nouns	72
Review 5			76
Grammar reference			78

Have got

My name's Jamie. I'm seven.
This is my dad. 1
This is my mum. 2
This is my grandpa. 3
This is my grandma. 4
This is my uncle. 5
This is my aunt. 6
This is my cousin. 7
His name's Brian.
This is my sister. 8
She's got short black hair.
I've got a big family!



We use **have got** to say that someone has or owns something.
We also use **have got** to say how people and things look.

Affirmative

Short form	Long form
I've got	I have got
he's got	he has got
she's got	she has got
it's got	it has got

Negative

Short form	Long form
I haven't got	I have not got
he hasn't got	he has not got
she hasn't got	she has not got
it hasn't got	it has not got

1 Complete the sentences.

She's got He's got I've got

- I've got black hair. _____ brown eyes.
- This is Alison. _____ short hair. _____ brown eyes.
- This is my aunt. _____ curly hair. _____ green eyes.
- This is my grandpa. _____ short hair. _____ brown eyes.

2 Write the words in the correct order. Then match.

1 got He's brown hair

He's got brown hair.

b

2 got She's curly hair

3 He's hair got black


4 long She's hair got

5 hasn't She got curly hair

6 black hasn't got He hair

7 hasn't got brown She hair

8 She straight hair got hasn't



3 Make the sentences negative.

1 He's got brown hair. He hasn't got brown hair.

2 She's got long hair. _____

3 I've got short hair. _____

4 He's got curly hair. _____

There is and there are; prepositions of place



We use **there is** to talk about one thing or person.
We usually use the short form, **there's**.

There's a table. There's a bed.

We use **there are** to talk about two or more things or people.

There are three dolls. There are eleven pencils.

We use the prepositions **in**, **on** and **under** to say where something is.



It's **in** the cupboard.




It's **on** the table.



It's **under** the bed.

This and these



This is the new classroom.



This is the new computer.
These are the new chairs.



This and **these** are demonstratives. We use them to talk about people and things that are near us.

One person or thing

This is the classroom.

More than one person or thing

These are the new tables.

1 Match.



A chair

This is



Pictures



A poster

These are



Drawers

2 Write **This is** or **These are**.

1 This is the new board.

2 _____ chairs.

3 _____ pencils.


4 _____ triangles.

5 _____ a car.

6 _____ a square.

That and those

That's the cupboard.
Those are the pegs.



That's my picture.







That and **those** are also demonstratives. We use them to talk about people and things that are far from us.

One person or thing More than one person or thing
That's the board. *Those* are the drawers.

that's = that is


3 Tick (✓) the correct one.

- 1  That's a poster.
Those are a poster.
- 2  That's pegs.
Those are pegs.
- 3  That's a cupboard.
Those are a cupboard.
- 4  That's chairs!
Those are chairs!

4 Complete the sentences. Use **That's or **Those are**.**

- (1) That's a seesaw. (2) _____ a slide. (3) _____ swings.
- (4) _____ my friends. (5) _____ a frisbee.

What's this? What are these?



What's this? and **What are these?** are wh- questions.

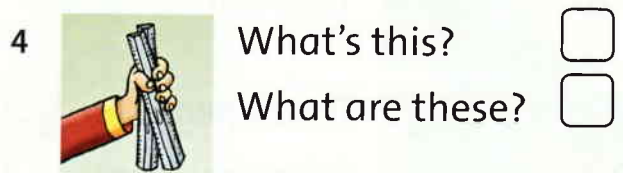
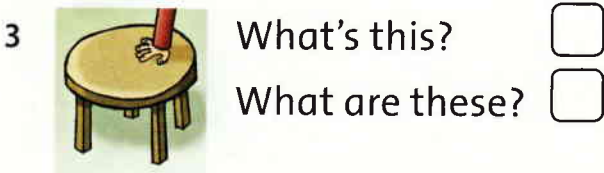
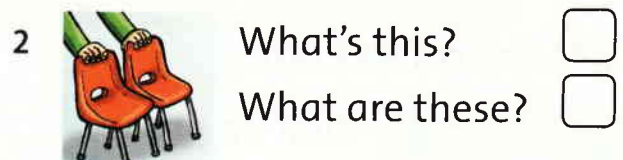
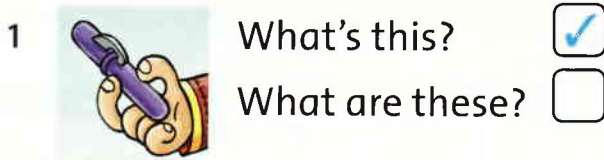
We can answer with **This is ...** or **These are ...**

We can also answer with **It's a ...** or **They're ...**

it's = it is
they're = they are



5 Tick (✓) the correct one.





6 Write the words in the correct order. Make questions and answers.

1 this What's is computer This a
What's this ? This is a computer .

2 are these What are pictures These
_____ ? _____

3 this What's classroom a is This
_____ ? _____

What's that? What are those?



What's that? and **What are those?** are **wh-** questions.


We can answer with **That is ...** or **Those are ...**

We can also answer with **It's a ...** or **They're ...**

7 Match.



What's that?



What are those?



8 Write.

What's Those are That's What This is these are

1 What's that? That's a picture.

2 What _____ those? _____ computers.

3 _____ this? _____ a board.

4 _____ are _____? These _____ drawers.

5 _____ that? _____ a table.

2 My feelings

The present simple of be

The verb be



We use the verb **be** with adjectives that describe how we feel.

Short form Long form

I'm

I **am**

you're

you **are**

he's

he **is**

she's

she **is**

it's

it **is**

we're

we **are**

you're

you **are**

they're

they **are**

Adjectives

hot

sad

cold

tired

thirsty

angry

hungry

scared

happy

brave

1 Circle the forms of be.

This **is** my classroom.

These are my friends.

They're happy.

I'm happy too.


We're happy.

That's Kate. She's sad.



2 Match.

- 1 He's thirsty. b
- 2 I'm happy.
- 3 She's angry.
- 4 You're sad.
- 5 We're cold.
- 6 They're hot.



3 Write the short forms of **be**.

's 're 'm



That's Tim. He 's tired. And that's Polly. She cold. Look at Megan and Kate. They happy. I can see Jack and Oscar. They sad. I'm Alice. I happy. Anna is my friend. She happy. We happy.

4 Write sentences. Use **happy** 😊 or **sad** ☹️.

- 1 😊 I I'm happy .
- 2 😊😊 We .
- 3 ☹️ You .
- 4 ☹️☹️ They .
- 5 ☹️☹️ We .
- 6 😊 He .

Questions with be



We can use **be** to ask yes/no questions. We change the word order in questions.

Statement

Question

She's sad.

Is she sad?

Question

Short answers

Am I ...?

Yes, I **am**.

No, I'm **not**.

Are you ...?

Yes, you **are**.

No, you **aren't**.

Is he ...?

Yes, he **is**.

No, he **isn't**.

Is she ...?

Yes, she **is**.

No, she **isn't**.

Is it ...?

Yes, it **is**.

No, it **isn't**.

Are we ...?

Yes, we **are**.

No, we **aren't**.

Are you ...?

Yes, you **are**.

No, you **aren't**.

Are they ...?

Yes, they **are**.

No, they **aren't**.

5 Write the correct form of **be**.

- 1 Is he sad? Yes, he is.
- 2 Are they happy? No, they _____.
- 3 Are they cold? Yes, they _____.
- 4 Is she happy? No, she _____.

6 Write questions.

- 1 I'm tired. Am I tired?
- 2 You're sad. _____?
- 3 She's happy. _____?
- 4 It's cold. _____?
- 5 We're thirsty. _____?
- 6 He's angry. _____?
- 7 They're hot. _____?

7 Write questions. Answer them.



he / happy

Is he happy ? Yes, he is .




they / happy

_____ ? _____



they / hot

_____ ? _____



she / angry

_____ ? _____



they / thirsty

_____ ? _____

3 Outdoor toys

Can for ability

Can and can't



Can means that you are able to do something. **Can't** means that you are not able to do something. The form of **can** doesn't change. We use it before the base form of other verbs.

I can swim.

can't = cannot



1 Tick (✓) the right one.



- 1 He can ride a horse.
 He can't ride a horse.



- 2 She can swim.
 She can't swim.




- 3 He can play football.
 He can't play football.



- 4 She can run.
 She can't run.



Write **can** or **can't**.



- 1 We can skateboard. We _____ play tennis.
- 2 They _____ play tennis. They _____ play football.
- 3 She _____ skate. She _____ skateboard.

Write sentences. Use **can** or **can't** and the words in the box.

ride a bike skate skateboard play tennis play football run




- 1 He can't skate.
- 2 We _____.
- 3 She _____.
- 4 It _____.
- 5 You _____.
- 6 They _____.

Tick (✓) and write about you.

	I can	I can't
1 write	✓	
2 ride a bike		
3 skate		
4 skateboard		
5 play tennis		
6 play football		

- 1 I can write.
- 2 _____.
- 3 _____.
- 4 _____.
- 5 _____.
- 6 _____.



We use **can** in yes/no questions to find out what people can do. We change the word order in yes/no questions.

Statement

He **can** skateboard.

Question



Can he skateboard?

Short answers

Yes, he **can**. / No, he **can't**.

5 Match.

- 1 Can he ride a horse? c
- 2 Can she skate?
- 3 Can you skateboard?
- 4 Can they play tennis?



5 **Make the sentences into questions.**

- 1 You can play football. Can you play football ?
- 2 You can ride a bike. _____ ?
- 3 It can run. _____ ?
- 4 They can skate. _____ ?
- 5 He can ride a horse. _____ ?
- 6 She can play tennis. _____ ?

7 **Look at the chart. Write the questions and short answers.**

	Alex	Bella	Cathy	Derek
ride a bike				✓
skateboard	✓			✓
play tennis		✓	✓	✗
play football		✗		

- 1 Alex asks Derek.
Alex: Can you ride a bike? Derek: Yes, I can.
- 2 Bella asks Cathy about Alex and Derek.
Bella: _____ skateboard? Cathy: _____.
- 3 Cathy asks Alex about Bella.
Cathy: _____ play football? Alex: _____.
- 4 Derek asks Bella and Cathy.
Derek: _____ play tennis? Bella and Cathy: _____.
- 5 Bella asks Derek.
Bella: _____ play tennis? Derek: _____.
- 6 Alex asks Cathy about Derek.
Alex: _____ play tennis? Cathy: _____.

Review 1

1 Write This, That, These or Those.

1 This is a computer.


2 _____ are pegs.

3 _____ is a board.

4 _____ are chairs.

5 _____ is a poster.

6 _____ is a cupboard.



2 Write questions and answers.



she / cold

Is she cold? Yes, she is.



he / happy

_____? _____, _____.



they / angry

_____? _____, _____.



they / tired

_____? _____, _____.



it / hungry

_____? _____, _____.

Write sentences. Use **can** and **can't** and the words in the box.

ride a horse skateboard skate play football play tennis swim

- 1 They can't skateboard.
- 2 We _____.
- 3 They _____.
- 4 He _____.
- 5 She _____.
- 6 I _____.



Write the words in the correct order. Make questions.

- | | |
|------------------------------|-----------------------|
| 1 he Can ride a horse | 2 tennis play Can she |
| <u>Can he ride a horse</u> ? | _____ ? |
| 3 skate Can he | 4 you ride a bike Can |
| _____ ? | _____ ? |
| 5 play Can they football | 6 she Can skateboard |
| _____ ? | _____ ? |


Write short answers.

- 1 Can they play football? (✓) Yes, they can.
- 2 Can he ride a horse? (X) No, he can't.
- 3 Can she skate? (✓) _____.
- 4 Can he play tennis? (✓) _____.
- 5 Can they skateboard? (X) _____.

4 Lunch at the park

Have got (2)
Prepositions of place (behind,
in front of, next to, between)

Have got



Affirmative	Negative	Question	Short answers
I've got	I haven't got	have I got?	Yes, I have . / No, I haven't .
you've got	you haven't got	have you got?	Yes, you have . / No, you haven't .
he's got	he hasn't got	have he got?	Yes, he has . / No, he hasn't .
she's got	she hasn't got	have she got?	Yes, she has . / No, she hasn't .

I've = I have he's = he has she's = she has
haven't = have not hasn't = has not



1 Match.



Has she got a pizza?

No, he hasn't.



Has he got a milkshake?

Yes, she has.



Has she got chicken?

Yes, he has.



Has he got a pizza?

No, she hasn't.

2 Write the words in the correct order. Make questions.

1 you Have got a biscuit

Have you got a biscuit?

2 got Has he a milkshake

_____?

3 a sandwich got Have you

_____?

4 got a pizza you Have

_____?

5 a banana got she Has

_____?

6 Have got salad you

_____?

3 Follow and answer the questions.

1 2 3 4 5 6

chicken fries a milkshake salad a sandwich a pizza

- 1 Has he got a milkshake? Yes, he has.
- 2 Has she got chicken? _____.
- 3 Has he got a sandwich? _____.
- 4 Has she got salad? _____.
- 5 Has he got a sandwich? _____.
- 6 Has she got fries? _____.

4 Write questions and answers.



he / a pizza

Has he got a pizza ?

Yes, he has .



she / chicken

_____ ?

No, she hasn't .



you / a milkshake

_____ ?

_____ .



you / fries

_____ ?

_____ .



he / a sandwich

_____ ?

_____ .




he / a banana

_____ ?

_____ .

Prepositions of place

Put your juice **next to** your sandwich.




Prepositions of place tell us where something or someone is.



next to



between




behind





in front of

5 Where is the food and drink? Write.



- The fries are next to the salad.
- The milkshake is _____ the pizza.
- The juice is _____ the fries.
- The pizza is _____ the milkshake.
- The fries are _____ the salad and the juice.

We and our; they and their



We is a subject pronoun. We use **we** when we talk about two or more people including ourselves.

They is a subject pronoun. We use **they** when we talk about two or more other people (not including ourselves).


Our and **their** are possessive adjectives. They say who owns something.

we → **our** bags, **our** poster they → **their** bags, **their** poster

The other possessive adjectives are **my**, **your**, **his**, **her**, **its**.

1 Look and match.

	Monday	Tuesday
Class 2	maths science English	PE art
Class 1	PE art	maths science English



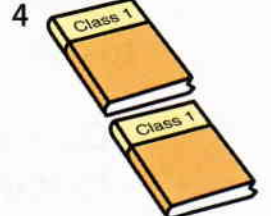
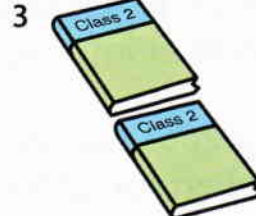

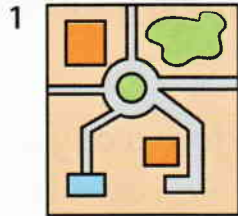

- 1 We've got maths ... ~ ... on Monday.
- 2 They've got maths ... ~ ... on Monday.
- 3 We've got art ... ~ ... on Tuesday.
- 4 They've got art ... ~ ... on Tuesday.

2 Look at page 26. Write **We've got** or **They've got**.



- 1 We've got English on Monday.
- 2 _____ science on Tuesday.
- 3 _____ PE on Monday.
- 4 _____ PE on Tuesday.
- 5 _____ science on Monday.
- 6 _____ art on Monday.

3 Look and match.



our

their

4 Write **our** or **their**.

1 These are their bags.

2 This is _____ poster.

3 These are _____ bags.

4 These are _____ pegs.

5 This is _____ poster.

6 These are _____ pegs.

When have we got ...? What have we got ...?

What have we got on Wednesday?

We've got English, maths and PE.

When have we got art?

We've got art on Tuesday.



What have we got on Saturday?



We haven't got school on Saturday!
Let's go to the beach.

TIMETABLE		
Monday	Tuesday	Wednesday
maths	art	English
English	PE	maths
science		PE



What have we got ...? and **When have we got ...?** are **wh-** questions. We use **when** to ask about the time something happens. We use **what** to ask for other information.

On is a preposition of time. We use **on** before a day of the week to say when something happens.



5 Look and match.



- 1 When have we got art?
- 2 What have we got on Wednesday?
- 3 When have we got English?
- 4 What have we got on Monday?

- English, maths and PE.
On Monday and Wednesday.
Maths, English and science.
On Tuesday.

5 Write **What have we got** or **When have we got**.



- 1 When have we got English?
- 2 _____ on Tuesday?
- 3 _____ science?
- 4 _____ PE?
- 5 _____ on Monday?

7 Write the words in the correct order. Make questions.

1 have we on Monday What got

What have we got on Monday?

2 have When got we PE

_____?

3 got What we have on Tuesday

_____?

4 English have got we When

_____?

5 When science got have we

_____?


6 on Wednesday got What we have

_____?

6 After school

The present simple

The present simple (I do)



We use the present simple of verbs like **do**, **play** and **help** to talk about things we usually do. They are things we do every day, every week or every year.

1 Write the day.

- 1 I help my mum.
- 2 I write emails.
- 3 I go swimming.
- 4 I visit my grandma.
- 5 I have a music lesson.

Monday



Monday



Tuesday



Wednesday



Thursday



Friday

2 Write.

~~watch~~ play go read draw write

After school ...




1

I watch TV.



2

I _____ with friends.




3

I _____ emails.



4

I _____ books.



5

I _____ pictures.



6

I _____ swimming.

3 Write sentences. Use a verb from the first box and words from the second box.

~~do~~ listen watch go help

swimming ~~my homework~~ to music TV my mum

1 Every Monday

I do my homework.

2 Every Tuesday

I _____.

3 Every Wednesday


I _____.

4 Every Thursday




I _____.

5 Every Friday

I _____.



The present simple negative (I don't do)



We use the present simple negative to talk about things we do not usually do.

I **don't** watch TV.

don't = do not



4 Tick (✓) the correct one.

After school	Monday	Tuesday	Wednesday

1 Every Monday ...

I do my homework.

I don't do my homework.

3 Every Tuesday ...

I play with toys.

I don't play with toys.

5 Every Wednesday ...

I go swimming.

I don't go swimming.

2 Every Monday ...

I watch TV.

I don't watch TV.

4 Every Tuesday ...

I listen to music.

I don't listen to music.


6 Every Wednesday ...

I visit my grandma.

I don't visit my grandma.

5 Write sentences. Use the present simple affirmative and negative.

help my mum write emails ~~read books~~ visit my grandma
~~watch TV~~ listen to music do my homework go swimming



1 I read books . I don't watch TV .

2 I _____ . I _____ .

3 I _____ . I _____ .

4 I _____ . I _____ .

6 Tick (✓) and write about you after school.

After school	Yes	No
1 do my homework	✓	
2 help my mum		
3 watch TV		
4 play with friends		
5 read books		
6 draw pictures		
7 have a music lesson		
8 listen to music		
9 go swimming		
10 write emails		

- 1 I do my homework _____ .
- 2 I _____ .
- 3 I _____ .
- 4 I _____ .
- 5 I _____ .
- 6 I _____ .
- 7 I _____ .
- 8 I _____ .
- 9 I _____ .
- 10 I _____ .

Review 2

1 Make the sentences into questions.

1 You've got chicken.

Have you got chicken ?

3 You've got fries.

_____ ?

5 She's got salad.

_____ ?

2 He's got a pizza.

_____ ?


4 She's got a sandwich.

_____ ?

6 He's got a milkshake.

_____ ?

2 Match and write **has** or **hasn't**.



Has she got a doll?

Yes, he _____.



Has he got a book?

Yes, she _____.



Has she got a book?

No, he _____.




Has he got a car?


No, she hasn't.

3 Write.


~~next to~~ between behind in front of




1 next to



2 _____



3 _____



4 _____

4 Write questions and complete the answers.

1 Friday – science, English, maths

What have we got on Friday?

We've got science, English and maths.

2 PE – Monday, Wednesday

When have we got PE?

We've got PE on Monday and Wednesday.

3 maths – Monday, Wednesday, Thursday

_____?
 _____ maths on Monday, _____ and Thursday.

4 Wednesday – maths, English, PE

_____?
 _____ maths, English and _____.

5 Write.



~~write emails~~ visit my grandma watch TV
 do my homework read books help my mum

- 1 After school I write emails.
- 2 After school I _____.
- 3 After school I _____.
- 4 After school I _____.
- 5 After school I _____.
- 6 After school I _____.

7 Presents

The present simple of like

He likes, he doesn't like



☺ I like sweets.
He likes chocolate.
She likes nuts.

☹ I don't like chocolate.
He doesn't like sweets.
She doesn't like pastries.

When we use **he**, **she** and **it** with the verb **like**, we add an **s**. In the negative, we use **doesn't**.

doesn't = does not



1 Match.

- 1 She likes chocolate.
- 2 He likes fruit.
- 3 She doesn't like chocolate.
- 4 He doesn't like chocolate.
- 5 He likes nuts.

 d




2 Look and write. Who is it?

	Likes 😊	Doesn't like ☹️
Tony	sweets	chocolate
Mandy	pears	pastries
Alice	pastries	pears
George	sweets	apples
Helen	pastries	nuts
Henry	apples	sweets


- 1 He likes sweets. He doesn't like apples. George
- 2 She likes pastries. She doesn't like nuts. _____
- 3 He likes apples. He doesn't like sweets. _____
- 4 She likes pastries. She doesn't like pears. _____
- 5 He likes sweets. He doesn't like chocolate. _____
- 6 She likes pears. She doesn't like pastries. _____

3 Follow and write sentences.



- 1 She likes biscuits.
- 2 He doesn't like chocolate.
- 3 _____ bananas.
- 4 _____ pastries.
- 5 _____ sweets.
- 6 _____ pears.
- 7 _____ presents.
- 8 _____ apples.
- 9 _____ nuts.
- 10 _____ chocolate.
- 11 _____ biscuits.

Questions with like



We use **does** with **like** to make questions with **he, she** and **it**.
What does he like? Does he like ...? Yes, he does. / No, he doesn't.

4 Match.

- | | |
|---------------------------|------------------|
| 1 What does he like? | No, he doesn't. |
| 2 What does she like? | He likes cake. |
| 3 Does he like balloons? | She likes fruit. |
| 4 Does she like balloons? | Yes, she does. |

5 Write the words in the correct order. Make questions.

1 What like he does

What does he like ?

3 she Does like cake

_____ ?

5 like she chocolate Does

_____ ?

2 she What like does

4 like Do you balloons

6 Does like fruit he

6 Write questions and answers.

1 she

nuts

What does she like?

She likes nuts.

2 he / pastries

yes

Does he like pastries ?

Yes, he does .

3 she / sweets

no

_____ ?

_____ .

4 he

presents

_____ ?

_____ .

5 she / balloons

yes

_____ ?

_____ .

6 he / cake

no

_____ ?

_____ .

7 Write answers.

1 Does he like trains?

Yes, he does .

2 What does he like?

He likes balloons .

3 Does she like nuts?

_____ .

4 What does she like?

_____ .

5 Does he like balloons?

_____ .

6 Does he like sweets?


_____ .



8 Every day

The present simple (2)

The present simple (he goes)



Jamie **gets up** at 6 o'clock.



He **has** breakfast.




He **goes** to school at 7 o'clock.




We use the present simple to talk about things we usually do. When the pronoun is **he**, **she** or **it** we add **s** to the verb. When the verb ends in **o** we add **es**. The verb **have** is different.

	get up	go	have
He	gets up	goes	has
She	gets up	goes	has
It	gets up	goes	has


1 True or false? Write T or F.



- 1 Jamie gets up at 6 o'clock.
- 2 He goes to school at 8 o'clock.
- 3 He goes home at 2 o'clock.
- 4 He has dinner at 8 o'clock.
- 5 He goes to bed at 10 o'clock.



2 Look, match and write.



- | | | |
|-----------|----------------|---------------|
| 1 Dad | goes to bed | at 7 o'clock. |
| 2 Grandpa | gets up | at 6 o'clock. |
| 3 Jamie | has breakfast | at 8 o'clock. |
| 4 Grandma | goes to school | at 7 o'clock. |
| 5 Alison | has dinner | at 8 o'clock. |
| 6 Mum | goes home | at 2 o'clock. |

- 1 Dad gets up at 6 o'clock.
- 2 _____
- 3 _____
- 4 _____
- 5 _____
- 6 _____

3 Complete the sentences.

	get up	have dinner	go to bed
Anna	6	7	9
Bob	7	8	9
Claire	7	9	10
Steve	8	6	7

- 1 Anna gets up at 6 o'clock.
- 2 Bob _____ at 9 o'clock.
- 3 Claire _____ at 7 o'clock.
- 4 Steve _____ at 8 o'clock.
- 5 Bob _____ at 8 o'clock.
- 6 Anna _____ at 9 o'clock.

The present simple negative (he doesn't go)



Alison **doesn't** get up at 6 o'clock. She gets up at 7 o'clock.



We use the present simple negative to talk about things we do not usually do. With **he**, **she** and **it** we use **doesn't** and the verb.

He **doesn't go** to school.

She **doesn't have** breakfast.

It **doesn't go** to bed.

doesn't = does not



4 Tick (✓) the correct one.



He gets up at 7 o'clock.

He doesn't get up at 7 o'clock.



He goes to school at 9 o'clock.

He doesn't go to school at 9 o'clock.




He has dinner at 6 o'clock.

He doesn't have dinner at 6 o'clock.



She goes home at 3 o'clock.

She doesn't go home at 3 o'clock.



She has dinner at 7 o'clock.

She doesn't have dinner at 7 o'clock.

5 Make the sentences negative.

1 He gets up at 6 o'clock.

He doesn't get up at 6 o'clock.

2 She goes to school at 8 o'clock.

_____.

3 He has dinner at 9 o'clock.

_____.

4 She goes to bed at 7 o'clock.

_____.

5 She goes home at 4 o'clock.

_____.

6 He goes to bed at 9 o'clock.

_____.

6 Make the information correct.

	get up	have dinner	go to bed
Anna	6	7	9
Bob	7	8	9
Claire	7	9	10
Steve	8	6	7

1 Anna gets up at 7 o'clock.

She doesn't get up at 7 o'clock. She gets up at 6 o'clock.

2 Bob gets up at 8 o'clock.

He _____ at 8 o'clock. He _____ at 7 o'clock.

3 Claire has dinner at 8 o'clock.

She _____ at 8 o'clock. She _____ at 9 o'clock.

4 Steve goes to bed at 8 o'clock.

He _____ at 8 o'clock. He _____ at 7 o'clock.

5 Anna has dinner at 9 o'clock.


She _____ at 9 o'clock. She _____ at 7 o'clock.

9 Places

The present simple (3)
Prepositions of time (*in, on, at*)


Where does he work?

Where **does he** work?



He works in a police station.

Where **does she** work?



She works in a hospital.



Where does he work? is a *wh*-question. We use **where** to ask about a place. We use **does** to make questions with **he**, **she** and **it** in the present simple. The word order changes in questions.

Statement

He works ...

She works ...

It works ...

Question

Where **does** he work?

Where **does** she work?

Where **does** it work?

Remember the **s** on the end of the verb with **he**, **she** and **it** in statements in the present simple.



1 Match.



Where does she work? d

a She works in a zoo.



Where does he work? _____

b She works in a school.



Where does she work? _____

c He works in a supermarket.



Where does she work? _____


d She works in a hospital.



Where does he work? _____

e He works in a fire station.

Does he work ...? Yes, he does. No, he doesn't.



Does he work ...? is a yes/no question. We can answer **Yes, he does** or **No, he doesn't**.

Question

Short answers

Does he work ...?

Yes, he **does**. / No, he **doesn't**.

Does she work ...?

Yes, she **does**. / No, she **doesn't**.

Does it work ...?

Yes, it **does**. / No, it **doesn't**.

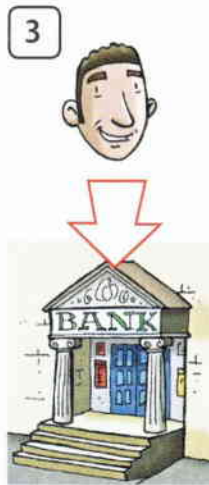
2 Answer the questions.



school



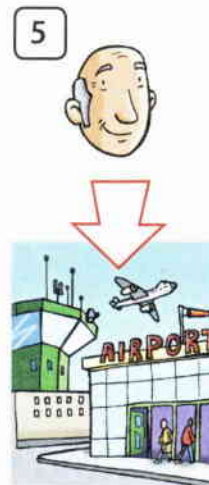
shop




bank



zoo



airport



office

1 Where does he work?

He works in a school.

2 Does she work in an office?

No, she doesn't.

3 Where does he work?

4 Does she work in a zoo?

5 Does he work in a bank?

6 Where does she work?

Prepositions of time



Jamie goes to school **in** the morning. It's Monday.
On Monday he has science.



In the afternoon he goes swimming.



He does his homework **in** the evening.



He goes to bed **at** 9 o'clock **at** night.



On, in and at are prepositions of time.

We use **on** with the days of the week.

We use **in** with **the morning, the afternoon** and **the evening**.

We use **at** with times of the day and with **night**.

We use **when** to ask questions about time.

When does he go to school? **At 8 o'clock in the morning**.

morning = until lunch

afternoon = after lunch but before dinner

evening = after dinner but before bed

night = when it is dark and you go to bed



3 Circle the correct word.

- 1 He goes home **in** / on the afternoon.
- 2 She has science **on** / at Monday.
- 3 It sleeps **in** / at night.
- 4 He has dinner **at** / in 7 o'clock.
- 5 She watches TV **on** / in the evening.
- 6 He has breakfast **on** / at 7 o'clock.

4 Make questions about Jamie and answer them.

1 go to school / in the morning

Does he go to school in the morning ? Yes, he does.

2 when / do his homework

When does he do his homework ? In the evening.

3 watch TV / in the morning

_____ ? _____

4 when / go to bed

_____ ? _____

5 go swimming / in the morning

_____ ? _____

6 do his homework / at night

_____ ? _____

7 when / have science

_____ ? _____

8 do his homework / in the evening

_____ ? _____

9 when / go to school

_____ ? _____

10 when / go swimming

_____ ? _____

Review 3

1 Make the sentences negative.

- 1 I like fruit. I don't like fruit.
- 2 She likes balloons. _____.
- 3 He likes chocolate. _____.
- 4 I like nuts. _____.
- 5 He likes pastries. _____.
- 6 She likes sweets. _____.

2 Write the words in the correct order. Make questions and answers.



does What she like

What does she like ?

likes sweets She

She likes sweets .



like Does pastries he

_____ ?

he does Yes

_____, _____



she like Does bananas

_____ ?

No doesn't she

_____, _____



like he does What

_____ ?

likes He nuts

3 Write. Use the verb in brackets.

- 1 She goes home at 3 o'clock. (go) 2 She _____ at 6 o'clock. (get up)
3 She _____ to school at 8 o'clock. (go) 4 She _____ dinner at 7 o'clock. (have)
5 She _____ to bed at 9 o'clock (go)

4 Write questions and answers.



Does he work in a supermarket? Yes, he does.



Where _____ work? He works in a police station.



_____ work? _____ in an office.



_____ in a zoo? _____, _____.



_____ in a hospital? _____, _____.




_____ work? _____ in a bank.

5 Write **in**, **on** or **at**.

- 1 in the morning 2 _____ the afternoon
3 _____ night 4 _____ Tuesday
5 _____ 3 o'clock 6 _____ the evening

10 The weather

What's the weather like? It's ...



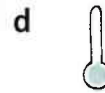
What's the weather like? is a wh-question. We use it to find out about the weather. We answer with **It's ...**

what's = what is it's = it is



1 Match.

- | | |
|---------------------------------|-------------------------------|
| 1 It's snowing. <u> e </u> | 2 It's cold. <u> </u> |
| 3 It's raining. <u> </u> | 4 It's hot. <u> </u> |
| 5 It's windy. <u> </u> | 6 It's sunny. <u> </u> |



2 What's the weather like?


- 1 It's snowing.
- 2 _____
- 3 _____
- 4 _____
- 5 _____
- 6 _____



Imperatives



Put on your coat, Alison.



Don't put on your hat, Jamie!



Put on is an imperative. We use imperatives to tell somebody what to do. The imperative form is the same as the base form of the verb.

Don't put on is a negative imperative. We use negative imperatives to tell somebody not to do something.

3 Match.

- | | | |
|-----------------|---------------|-------------------------------|
| 1 It's cold. | <u> f </u> | a Don't put on your coat. |
| 2 It's windy. | <u> </u> | b Fly a kite. |
| 3 It's hot. | <u> </u> | c Make a snowman. |
| 4 It's raining. | <u> </u> | d Don't forget your umbrella. |
| 5 It's snowing. | <u> </u> | e Wear a sun hat. |
| 6 It's sunny. | <u> </u> | f Wear a coat. |

4 Look and write.

Open Close Put on Don't forget Eat Don't put on



- | | |
|--------------------------------|------------------------------|
| 1 <u>Open</u> the window. | 2 <u> </u> your hat. |
| 3 <u> </u> your coat. | 4 <u> </u> the door. |
| 5 <u> </u> your umbrella. | 6 <u> </u> your dinner. |

Dear Jon

My name's Jamie. I'm
in class 2. My sister's
name is Alison. My
friends are Dave, Angie
and Emma. I like English
and PE. What do you like?

Write to me!

Jamie

When we write a sentence, we begin with a capital letter and end with a **full stop**.

We use an **apostrophe** for short forms and to show possession.


We use a **comma** in a sentence to show where to stop for a short time, when there is a list of words, for example.

We use a **question mark** at the end of questions.

We sometimes use an **exclamation mark** at the end of a sentence with an imperative.



5 Circle the punctuation.




Dear Laura

My name's Beth. I'm in class 2. I've got two brothers and a sister. My brothers are called Alex and Charlie. My sister's name is Catherine. I like art, PE and maths. Have you got any brothers or sisters? Please draw me a picture!

Beth

6 Add the punctuation.

This is my house. My bedroom
is upstairs. My brother's bedroom
is upstairs. The kitchen, living room
and dining room are downstairs.
There's a big garden next to the
house. Have you got a garden?
Draw your house and write
about it.



7 Write about you and your house. Remember the punctuation. Draw a picture.

The present continuous



I'm wearing is the present continuous tense of the verb **wear**. We use the present continuous tense to talk about things that are happening now. Grandma and Grandpa are wearing their coats now. They don't wear them every day.

Short form

I'm wearing
you're wearing
he's wearing
she's wearing
it's wearing

Long form

I **am** wearing
you **are** wearing
he **is** wearing
she **is** wearing
it **is** wearing

1 Underline the present continuous verbs.

- Mr Jones is a policeman. He wears black trousers. Today is Sunday. He's at home. He's wearing jeans.
- I'm a doctor and I wear a white coat. Today is Saturday. I'm wearing brown trousers and a white shirt.
- My mum works in a supermarket. She wears a blue dress. Today is Sunday. She's wearing a red skirt.
- John is a pupil. He wears black trousers. Today is Saturday. He's wearing shorts.

2 Write the words in the correct order.



a brown I'm wearing hat

I'm wearing a brown hat.



blue I'm jeans wearing

_____.



skirt I'm a wearing pink

_____.



red scarf wearing a I'm

_____.



trousers black wearing I'm

_____.

3 Look and match.



- 1 He's wearing a red shirt. a
- 2 She's wearing a hat. _____
- 3 He's wearing a brown scarf. _____
- 4 She's wearing black boots. _____
- 5 She's wearing a blue skirt. _____
- 6 He's wearing jeans. _____

12 At the wedding

The present continuous (2)

The present continuous

Grandma's next to Grandpa. They're **sleeping**. Dad's next to the table. He's **eating**.



We use the present continuous to talk about things that are happening now. We make the present continuous with a form of **be** and the base form of the verb with **ing** added.

Short form

I'm
you're
he's / she's / it's
we're
you're
they're









eating

Long form

I **am**
you **are**
he **is** / she **is** / it **is**
we **are**
you **are**
they **are**


eating

1 Circle A or B.

- 1  She's taking photos. A B
- 2  I'm wearing a tie. A B
- 3  She's eating. A B
- 4  They're eating. A B
- 5  She's drinking. A B
- 6  I'm wearing a hat. A B
- 7  She's drinking. A B
- 8  They're talking. A B



2 Complete Jamie's email. Write the correct short form of **be**.



Dear Martin
 We 're getting ready for the wedding.
 I _____ listening to music. Alison is in
 her bedroom. She _____ brushing her hair.
 Grandpa and Grandma are in the living
 room. They _____ talking. Mum is in the
 kitchen. She _____ making a cake. Dad is
 outside. He _____ washing the car.
 Jamie

3 Write the correct form of the verb in brackets.




- 1 He 's eating _____ . (eat) 2 She _____ . (drink)
 3 She _____ . (sing) 4 He _____ photos. (take)
 5 They _____ . (talk) 6 We _____ to the band. (listen)

4 Write the words in the correct order.

- 1 making We're a cake 2 washing the car They're
 _____ . _____ .
 3 music playing They're 4 writing invitations We're
 _____ . _____ .
 5 listening to the band He's 6 cake eating She's
 _____ . _____ .

Present continuous questions



In present continuous questions the word order changes as usual.

Question

Am I
Are you
Is he
Is she
Is it
Are we
Are you
Are they

eating?

Short answers

Yes, I am .	No, I' m not .
Yes, you are .	No, you aren't .
Yes, he is .	No, he isn't .
Yes, she is .	No, she isn't .
Yes, it is .	No, it isn't .
Yes, we are .	No, we aren't .
Yes, you are .	No, you aren't .
Yes, they are .	No, they aren't .

aren't = are not
 isn't = is not

5 Match.

- | | |
|-------------------------------------|------------------|
| 1 Are Grandma and Grandpa sleeping? | No, she isn't. |
| 2 Is Dad listening to the band? | No, they aren't. |
| 3 Are Alison and Jamie playing? | Yes, they are. |
| 4 Is Alison eating? | Yes, he is. |

6 Write questions and answers. Use the verbs in brackets.



1 Is he making (make) a cake?
Yes, he is.




2 _____ he _____ (listen) to music?
_____, _____.



3 _____ they _____ (sleep)?
_____, _____.



4 _____ they _____ (talk)?
_____, _____.



5 _____ she _____ (drink)?
_____, _____.



6 _____ they _____ (play) music?
_____, _____.

7 Write questions and answers. Use the verbs in the box.

play sleep make write do



1 What are they doing?
They're playing.



2 What _____?
_____ a cake.



3 Is _____?
Yes, _____.







4 Is _____ an email?
Yes, _____.



Review 4

1 Write.

windy hot raining ~~cold~~ sunny cold





1  

2  

3  

2 Match.

- 1 Put on your scarf!
- 2 Don't forget your umbrella!
- 3 Wear a sun hat!
- 4 Open the door, please.

 b    

3 Put in the punctuation.

- 1 Add an apostrophe: This is Jamie's bag .
- 2 Put in a full stop: Alison is Jamie's sister
- 3 Add a comma: We have PE on Monday Tuesday and Wednesday.
- 4 Put in a question mark: How are you

4 Write sentences. Use the present continuous.

1 I / take photos

I'm taking photos.

2 She / brush her hair

_____.

3 We / listen to music

_____.

3 You / listen to music

_____.

5 They / make a cake

_____.

6 He / wash the car


_____.

5 Write.

~~No, he isn't.~~ Yes, she is. No, she isn't. Yes, he is. Yes, I am. Yes, they are.

1 Is he eating?

No, he isn't.



2 Is she brushing her hair?



3  Is he listening to music?



4 Are you making a cake?



5 Are they eating?





6 Is she playing football?



13 On the farm

Comparative adjectives
The conjunction *and*

Comparative adjectives



Big and **loud** are adjectives. Adjectives describe things or people. **Bigger** and **louder** are comparative adjectives. We use comparative adjectives to describe the difference between two things or people.

We make the comparative by adding **er** to the end of the adjective.

small → smaller loud → louder quiet → quieter

fast → faster slow → slower

Be careful. Sometimes the spelling changes.

big + g + er → bigger

We use **this** and **these** to talk about people and things that are near us. We use **that** and **those** to talk about people and things that are far from us.





1 Circle the comparative adjectives.

The horse is big. The cow is bigger. The horse is quiet. The cow is quieter.

The hen is loud. The goose is louder. The donkey is slow. The cow is slower.

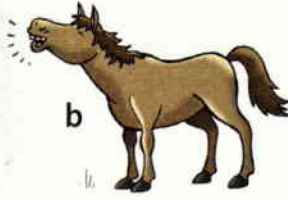
2 Choose **a** or **b**.



1 This cow is bigger. a



2 This animal is smaller.



3 This horse is louder.



4 This goose is quieter.



5 This animal is faster.

3 Complete the sentences. Use the adjectives in brackets.

1 The goose is bigger. (big)






2 The _____ is _____. (loud)

3 The _____ is _____. (slow)


4 The _____ is _____. (small)

5 The _____ is _____. (fast)

6 The _____ is _____. (tall)




Comparatives with than



We use **than** after a comparative adjective when we compare one thing directly with another.

4 Tick (✓) the correct one.

- Ann is older than Lily.
Ann is younger than Lily.
- Lily is older than Bob.
Bob is older than Lily.
- Lily is shorter than Ann.
Lily is taller than Ann.
- Bob is shorter than Lily.
Bob is taller than Lily.



5 Write sentences.

1 Bob / young / Ann

Bob is younger than Ann.

3 Bob / small / Lily

5 Lily / old / Ann

2 Ann / short / Lily

4 Lily / tall / Bob

6 Lily / big / Ann

Was and were



Jamie's tired. Yesterday he **was** in the school play. He **was** a fireman.



Mum and Dad **were** happy.



Was and **were** are the past simple forms of the verb **be**. We use the past simple of **be** with adjectives to describe feelings in the past.

Today (Tuesday)

*I **am** hot.*

*Jamie **is** tired.*

*Mum and Dad **are** tired.*

Yesterday (Monday)

*I **was** cold.*

*Jamie **was** happy.*

*Mum and Dad **were** happy.*

We also use the past simple of **be** to identify someone or something in the past, to talk about the location of someone or something in the past and to talk about the time and the weather in the past.


1 Circle the past simple forms of **be**.

Yesterday I was at the park. My friends were at the park. It was windy. There was a boy and a kite. The kite was in the tree. The boy was sad. There was a tall man. The kite was on the ground. Then it was in the sky. We were all happy.



2 Look and write. Use the past simple of **be** and the words from the box.

~~at the park~~ hungry wet naughty happy kind



- 1 I was at the park.
- 2 I _____.
- 3 It _____.
- 4 They _____.
- 5 He _____.
- 6 We _____.

3 Where were they yesterday? Look and write.



She was at the zoo.



_____.



_____.



_____.



Jamie was a fireman. His friend Dave **wasn't** a fireman. He was a policeman. Alison **wasn't** in the play.



The negative forms of **was** and **were** are **was not** and **were not**. We usually use the short forms.

Affirmative

I **was**
 you **were**
 he **was**
 she **was**
 it **was**
 we **were**
 you **were**
 they **were**

Negative (short form)

I **wasn't**
 you **weren't**
 he **wasn't**
 she **wasn't**
 it **wasn't**
 we **weren't**
 you **weren't**
 they **weren't**

wasn't = was not
 weren't = were not



4 Circle the correct past simple negative form of be.

- 1 Mum and Dad **wasn't** / **weren't** sad.
- 2 Alison **wasn't** / **weren't** good.
- 3 Jamie **wasn't** / **weren't** a policeman.
- 4 It **wasn't** / **weren't** sunny yesterday.
- 5 We **wasn't** / **weren't** in the living room.


5 Make the sentences negative.

- 1 Jamie was a policeman. Jamie wasn't a policeman.
- 2 Dave was a fireman. _____
- 3 Mum and Dad were sad. _____
- 4 Alison was in the play. _____
- 5 Yesterday it was sunny. _____

6 Write. Use the correct affirmative or negative form of the verb be.

Jamie's school play was about jobs. Jamie (1) was a fireman.
 Dave (2) _____ a fireman. He (3) _____ a policeman. Other girls and boys (4) _____ doctors and nurses. Alison (5) _____ in the play.
 She (6) _____ sad. Mum and Dad (7) _____ happy.

7 Look at the picture. True or false? Write T or F.





- 1 It wasn't sunny. T
- 2 Jamie was sad. _____
- 3 Alison was little. _____
- 4 Mum and Dad weren't dry. _____
- 5 It wasn't 12 o'clock. _____
- 6 Mum and Dad were happy. _____

15 School open day

Quantifiers (*some, any*)
Ordinal numbers
Irregular plural nouns

Some and any



We use **some** and **any** to talk about more than one thing or person when we do not say the exact number. We use **some** in positive sentences and **any** in negative sentences.

1 Circle A or B.


- | | | |
|------------------------------|------------------------------------|-------------------------|
| 1 There are some chairs. | <input checked="" type="radio"/> A | B |
| 2 There aren't any drinks. | A | <input type="radio"/> B |
| 3 There are some teachers. | A | <input type="radio"/> B |
| 4 There are some tables. | A | <input type="radio"/> B |
| 5 There aren't any teachers. | A | <input type="radio"/> B |
| 6 There aren't any tables. | A | <input type="radio"/> B |
| 7 There are some drinks. | A | <input type="radio"/> B |
| 8 There aren't any chairs. | A | <input type="radio"/> B |



2 Write **some** or **any**.



- 1 There aren't any children.
- 2 There are _____ women.
- 3 There aren't _____ men.
- 4 There are _____ pictures.



- 5 There are _____ computers.
- 6 There aren't _____ cupboards.
- 7 There are _____ posters.
- 8 There aren't _____ children.

3 Make the sentences negative.

- 1 There are some children. There aren't any children.
- 2 There are some pictures. _____
- 3 There are some teachers. _____
- 4 There are some pegs. _____
- 5 There are some chairs. _____

4 Make the sentences positive.

- 1 There aren't any cars. There are some cars.
- 2 There aren't any cupboards. _____
- 3 There aren't any teachers. _____
- 4 There aren't any prizes. _____
- 5 There aren't any pictures. _____

Ordinal numbers



The **third** prize for English is for Jamie.



The **second** prize for English is for Emma.



The **first** prize for English is for Tony.



First, second and third are ordinal numbers. We can use them to talk about the order things or people are in, for example in a competition or a race.

Cardinal	Ordinal	Cardinal	Ordinal
1 one	1 st first	6 six	6 th sixth
2 two	2 nd second	7 seven	7 th seventh
3 three	3 rd third	8 eight	8 th eighth
4 four	4 th fourth	9 nine	9 th ninth
5 five	5 th fifth	10 ten	10 th tenth

5 Write the ordinal numbers.

I was at the school open day yesterday. The winner of the (1) first prize for English was Tony. The winner of the (2) _____ prize for English was Emma. The winner of the (3) _____ prize for English was Jamie.

6 Write the ordinal numbers.

Alice is first _____.
 Karen is _____.
 Kate is _____.
 Helen is _____.
 Amy is _____.
 Megan is _____.



Megan Amy Helen Kate Karen Alice



We use the plural form when we are talking about more than one thing or person. We add **s**.

one boy two boys

Some plural nouns are different. They are irregular plurals.

Singular

Plural

one lolly

two lollies

one family

two families

one tomato

three tomatoes

one sandwich

three sandwiches

one shelf

four shelves

one child

two children

one woman

two women

one man

two men



7 Circle the regular plurals. Underline the irregular plurals.

- 1 There's a monkey! I like monkeys.
- 2 Jamie's got a big family. Tony and Martin have got small families.
- 3 Alison is eating a pastry. She likes pastries.
- 4 Angie's playing with a toy. On Saturdays she plays with toys.
- 5 There's a sandwich in my lunchbox. I like sandwiches.
- 6 Is there a shelf? In the room there are four shelves.


8 Complete the table.

singular	shelf	pastry	sandwich			lolly
plural	shelves			parties	families	

Review 5

1 Write. Use **than** and a comparative adjective.

small loud big fast slow quiet



1 The horse is bigger than the sheep.

The sheep _____.

2 The donkey _____.

The goat _____.

3 The horse _____.

The donkey _____.

2 Where were they yesterday?

1 Dad at 9 o'clock (work)

He was at work at 9 o'clock.

2 Jamie at 9 o'clock (school)

_____.

3 Jamie and Dave at 5 o'clock (park)

_____.

4 Mum and Dad at 8 o'clock (home)

_____.

5 Alison at 8 o'clock (bed)

_____.

4 Write negative sentences about yesterday.

1 Jamie at 6 o'clock (school)

He wasn't at school at 6 o'clock.

2 Dad at 9 o'clock (home)

_____.

3 Jamie and Dave at 9 o'clock (park)

_____.

4 Alison at 5 o'clock (bed)

_____.

5 Mum and Dad at 8 o'clock (work)

_____.

5 Write sentences.

- 1 teachers (✓) There are some teachers.
- 2 pupils (X) There aren't any pupils.
- 3 tables (X) _____
- 4 chairs (✓) _____
- 5 prizes (✓) _____
- 6 boards (X) _____

5 Write.

- | Cardinal | Ordinal |
|----------|--------------|
| 1 one | <u>first</u> |
| 2 two | _____ |
| 3 three | _____ |
| 4 four | _____ |
| 5 five | _____ |
| 6 six | _____ |
| 7 seven | _____ |
| 8 eight | _____ |

6 Write.

- | Singular | Plural |
|------------|-----------------|
| 1 family | <u>families</u> |
| 2 lolly | _____ |
| 3 party | _____ |
| 4 pastry | _____ |
| 5 child | _____ |
| 6 man | _____ |
| 7 woman | _____ |
| 8 sandwich | _____ |

Grammar reference

Starter Unit, Units 4–5 Have got

Affirmative

Short form

I've got
you've got
he's got
she's got
it's got
we've got
you've got
they've got

Long form

I have got
you have got
he has got
she has got
it has got
we have got
you have got
they have got

Negative

Short form

I haven't got
you haven't got
he hasn't got
she hasn't got
it hasn't got
we haven't got
you haven't got
they haven't got

Long form

I have not got
you have not got
he has not got
she has not got
it has not got
we have not got
you have not got
they have not got

Interrogative

have I got?
have you got?
has he got?
has she got?
has it got?
have we got?
have you got?
have they got?

Short answers

Yes, I **have**. No, I **haven't**.
Yes, you **have**. No, you **haven't**.
Yes, he **has**. No, he **hasn't**.
Yes, she **has**. No, she **hasn't**.
Yes, it **has**. No, it **hasn't**.
Yes, we **have**. No, we **haven't**.
Yes, you **have**. No, you **haven't**.
Yes, they **have**. No, they **haven't**.

Unit 2 Be (present simple)

Affirmative

Short form

I'm
you're
he's
she's
it's
we're
you're
they're

Long form

I am
you are
he is
she is
it is
we are
you are
they are

Negative

Short form

I'm not
you aren't
he isn't
she isn't
it isn't
we aren't
you aren't
they aren't

Long form

I am not
you are not
he is not
she is not
it is not
we are not
you are not
they are not

Interrogative

am I?
are you?
is he?
is she?
is it?
are we?
are you?
are they?

Short answers

Yes, I **am**. No, I'm **not**.
Yes, you **are**. No, you **aren't**.
Yes, he **is**. No, he **isn't**.
Yes, she **is**. No, she **isn't**.
Yes, it **is**. No, it **isn't**.
Yes, we **are**. No, we **aren't**.
Yes, you **are**. No, you **aren't**.
Yes, they **are**. No, they **aren't**.

Unit 3 Can

Affirmative	Negative	
Short form	Short form	Long form
I can	I can't	I cannot
you can	you can't	you cannot
he can	he can't	he cannot
she can	she can't	she cannot
it can	it can't	it cannot
we can	we can't	we cannot
you can	you can't	you cannot
they can	they can't	they cannot

Interrogative	Short answers	
Can I?	Yes, I can.	No, I can't.
Can you?	Yes, you can.	No, you can't.
Can he?	Yes, he can.	No, he can't.
Can she?	Yes, she can.	No, she can't.
Can it?	Yes, it can.	No, it can't.
Can we?	Yes, we can.	No, we can't.
Can you?	Yes, you can.	No, you can't.
Can they?	Yes, they can.	No, they can't.

Unit 5

Subject pronouns	Possessive adjectives
I	my
you	your
he	his
she	her
it	its
we	our
they	their

Units 6–9 The present simple: like

Affirmative	Negative	
Short form	Short form	Long form
I like	I don't like	I do not like
you like	you don't like	you do not like
he likes	he doesn't like	he does not like
she likes	she doesn't like	she does not like
it likes	it doesn't like	it does not like
we like	we don't like	we do not like
you like	you don't like	you do not like
they like	they don't like	they do not like

Interrogative	Short answers	
do I like?	Yes, I do.	No, I don't.
do you like?	Yes, you do.	No, you don't.
does he like?	Yes, he does.	No, he doesn't.
does she like?	Yes, she does.	No, she doesn't.
does it like?	Yes, it does.	No, it doesn't.
do we like?	Yes, we do.	No, we don't.
do you like?	Yes, you do.	No, you don't.
do they like?	Yes, they do.	No, they don't.

Affirmative

Short form

I'm wearing
you're wearing
he's wearing
she's wearing
it's wearing
we're wearing
you're wearing
they're wearing

Long form

I **am** wearing
you **are** wearing
he **is** wearing
she **is** wearing
it **is** wearing
we **are** wearing
you **are** wearing
they **are** wearing

Negative

Short form

I'm **not** wearing
you **aren't** wearing
he **isn't** wearing
she **isn't** wearing
it **isn't** wearing
we **aren't** wearing
you **aren't** wearing
they **aren't** wearing

Long form

I **am not** wearing
you **are not** wearing
he **is not** wearing
she **is not** wearing
it **is not** wearing
we **are not** wearing
you **are not** wearing
they **are not** wearing

Interrogative

am I wearing?
are you wearing?
is he wearing?
is she wearing?
is it wearing?
are we wearing?
are you wearing?
are they wearing?

Short answers

Yes, I **am**. No, I'm **not**.
Yes, you **are**. No, you **aren't**.
Yes, he **is**. No, he **isn't**.
Yes, she **is**. No, she **isn't**.
Yes, it **is**. No, it **isn't**.
Yes, we **are**. No, we **aren't**.
Yes, you **are**. No, you **aren't**.
Yes, they **are**. No, they **aren't**.

Unit 14

Be (past simple)

Affirmative

I **was**
you **were**
he **was**
she **was**
it **was**
we **were**
you **were**
they **were**

Negative

Short form

I **wasn't**
you **weren't**
he **wasn't**
she **wasn't**
it **wasn't**
we **weren't**
you **weren't**
they **weren't**

Long form

I **was not**
you **were not**
he **was not**
she **was not**
it **was not**
we **were not**
you **were not**
they **were not**

Interrogative

was I?
were you?
was he?
was she?
was it?
were we?
were you?
were they?

Short answers

Yes, I **was**. No, I **wasn't**.
Yes, you **were**. No, you **weren't**.
Yes, he **was**. No, he **wasn't**.
Yes, she **was**. No, she **wasn't**.
Yes, it **was**. No, it **wasn't**.
Yes, we **were**. No, we **weren't**.
Yes, you **were**. No, you **weren't**.
Yes, they **were**. No, they **weren't**.

Unit 15

Irregular plurals

one lolly	two lollies
one family	two families
one pastry	two pastries
one party	two parties
one tomato	two tomatoes
one sandwich	two sandwiches
one shelf	two shelves
one child	two children
one woman	two women
one man	two men

Grammar Friends

For 6 – 12 years

The step by step grammar presentations in *Grammar Friends* introduce form, use and meaning in a way that even young beginner learners can understand and remember. The series is an ideal supplement to any elementary course book series.

- **Builds accuracy and confidence:** graded written exercises provide practice and reinforcement.
- **Puts the focus on grammar:** familiar contexts and situations, using basic vocabulary, enable pupils to concentrate on learning grammar.
- **Revises and consolidates:** regular revision units provide extra practice.
- **Interactive practice:** the student CD-ROM features additional exercises and tests for even more practice at home or independently at school.
- **Photocopiable tests:** included in the Teacher's Book, plus answer key.

Beginner – Elementary (A2)

*For students preparing for the
Cambridge ESOL Young Learner's exams:*

Starters: Grammar Friends 1 and 2

Movers: Grammar Friends 3 and 4

Flyers: Grammar Friends 5 and 6

OXFORD
UNIVERSITY PRESS

www.oup.com/elt

OXFORD ENGLISH
ISBN 978-0-19-478013-1



9 780194 780131