

Oxford DISCOVER Grammar

Student Book

2

Helen Casey

OXFORD

Oxford DISCOVER Grammar

Student Book

2

Helen Casey

OXFORD
UNIVERSITY PRESS

Great Clarendon Street, Oxford, OX2 6DP, United Kingdom

Oxford University Press is a department of the University of Oxford.
It furthers the University's objective of excellence in research, scholarship,
and education by publishing worldwide. Oxford is a registered trade
mark of Oxford University Press in the UK and in certain other countries

© Oxford University Press 2014

The moral rights of the author have been asserted

First published in 2014

2018 2017 2016 2015 2014

10 9 8 7 6 5 4 3 2 1

No unauthorized photocopying

All rights reserved. No part of this publication may be reproduced, stored
in a retrieval system, or transmitted, in any form or by any means, without
the prior permission in writing of Oxford University Press, or as expressly
permitted by law, by licence or under terms agreed with the appropriate
reprographics rights organization. Enquiries concerning reproduction outside
the scope of the above should be sent to the ELT Rights Department, Oxford
University Press, at the address above

You must not circulate this work in any other form and you must impose
this same condition on any acquirer

Links to third party websites are provided by Oxford in good faith and for
information only. Oxford disclaims any responsibility for the materials
contained in any third party website referenced in this work

ISBN: 978 0 19 443262 7

Printed in China

This book is printed on paper from certified and well-managed sources

ACKNOWLEDGEMENTS

Illustrations by: **Mark Brierley (Beehive Illustration)** pp 13, 23, 33, 43, 53,
63, 73, 93; **Craig Cameron (Beehive Illustration)** pp 8, 10, 18, 28, 34, 36,
37, 44, 48, 54, 55; **Dusan Pavlic (Beehive Illustration)** pp 21, 41, 45, 46,
47, 50, 56, 57, 60, 61, 62, 76, 79, 83, 86, 87, 90, 92.

The publisher would like to thank the following for permission to reproduce photographs:

Alamy pp4 (diver/Imagebroker), 6 (Michael Patrick O'Neill), 7 (whales/
Westend61 GmbH), 12 (Aurora Photos), 17 (David Crausby), 20 (boy/Claire
Naylor), 20 (coffee/Bon Appetit), 22 (ice statue/Keren Su/China Span), 24
(radio/Imagebroker), 24 (motor racing/My Childhood Memories), 31 (siblings/
OJO Images Ltd), 35 (Dbimages), 42 (Danny Smythe), 49 (Panorama Produc-
tions Inc.), 51 (Juniors Bildarchiv GmbH), 52 (Picture Partners), 57 (rabbits/
Tierfotoagentur), 57 (bird house/Big Cheese Photo LLC), 68 (Craig Lovell /
Eagle Visions Photography), 74 (lorries/John Miller), 78 (concorde/ACE STOCK
LIMITED), 78 (container ship/Paul Rapson), 80 (concorde/Anthony Kay/Flight),
80 (jumbo jet/Lars Christensen), 81 (Suez canal/Tips Images / Tips Italia Srl a
socio unico), 81 (Panama canal/Peter Jordan), 84 (desert/Jon Arnold Images
Ltd), 84 (skyscraper/EDIFICE), 88 (giraffe sculpture/David Anthony), 90 (Anna
Dudek); **Ardea** p57 (hedgehog/John Daniels); **Corbis UK Ltd** pp22 (wed-
ding cake/Greg Hinsdale), 27 (Classicstock), 32 (Wavebreak Media Ltd.), 64
(Joseph Sohm/Visions of America), 77 (Ocean); **Fotolia** pp5 (Andrea Izzotti),
20 (ingredients/Teine); **Getty Images** pp15 (1999 Reza), 20 (cookies/Rob
Whitrow), 22 (children/Chris Stein), 25 (Magda Straszynska), 58 (Jamie Grill),
59 (Asia Images Group), 74 (canal/Fox Photos/Getty Images), 79 (Keren Su), 80
(biplane/Brecken), 87 (DEA / M. CARRIERI); **Oxford University Press** pp7
(diver/Corel), 11 (Thinkstock), 22 (sunshine/Katrina Brown), 26 (Blend Images/
Jon Feingersh/the Agency Collection), 29, 30, 78 (cruise ship/James Steidl),
83 (cruise ship/James Steidl), 84 (tree rings/Photodisc), 85 (Radius Images);
Photoshot pp14 (river/Wang Song), 16 (Wang Song); Rex Features pp38
(largest pizza/Solent News), 57 (squirrel/REX/Mike Walker); shutterstock pp4
(Whale/Monika Wieland), 38 (Pizza/Bryan Solomon); Superstock Ltd. pp14 (ice
sculptures/IAO Images), 24 (hopsotch/Marka), 67 (Juergen Hasenkopf/ima /
imagebroker.net), 81 (RMD canal/Günter Lenz/imagebrok / imagebroker.net),
88 (gorilla sculpture/Photononstop).

Commissioned photography by **Graham Alder/MM Studios**: pp: 9, 19, 31, 39,
40, 65, 69, 71, 75

Contents



| | | | |
|--------------------------|-------------------------|--|-----------|
| 1 | Ocean Wildlife | Subject and Object Pronouns | 4 |
| 2 | Neighborhood Hero | Adverbs of Frequency | 8 |
| Module 1 Review | | | 12 |
| 3 | A Beautiful City | Simple Past of Verb <i>To Be</i> : Affirmative and Negative Statements | 14 |
| 4 | Chocolate Pudding | Simple Past of Verb <i>To Be</i> : Questions | 18 |
| Module 2 Review | | | 22 |
| 5 | Grandma's Toys | Simple Past Regular Verbs: Affirmative and Negative Statements | 24 |
| 6 | In the Library | Simple Past Regular Verbs: Questions | 28 |
| Module 3 Review | | | 32 |
| 7 | At the Fair | Simple Past Irregular Verbs | 34 |
| 8 | Are You Hungry? | Simple Past Questions Review | 38 |
| Module 4 Review | | | 42 |
| 9 | The Giant's Garden | Possessive Pronouns | 44 |
| 10 | Ask Your Parents | <i>Can</i> and <i>May</i> for Permission; Conjunctions <i>And</i> and <i>But</i> | 48 |
| Module 5 Review | | | 52 |
| 11 | Watch out for Wildlife! | Prepositions of Place | 54 |
| 12 | Working Together | Questions: <i>Was / Were there ... ? Where was / were ... ?</i> | 58 |
| Module 6 Review | | | 62 |
| 13 | Music School | Prepositions of Time: <i>In, At, and On</i> | 64 |
| 14 | The Music Festival | Simple Past with Adverbs of Time | 68 |
| Module 7 Review | | | 72 |
| 15 | Transportation | Comparative Adjectives | 74 |
| 16 | Around the World | Superlative Adjectives | 78 |
| Module 8 Review | | | 82 |
| 17 | Shapes and Colors | Count and Non-count Nouns; Quantifiers | 84 |
| 18 | Sculpture | Asking about Quantity | 88 |
| Module 9 Review | | | 92 |
| Grammar Reference | | | 94 |



1

Ocean Wildlife

Discover Grammar

A Listen and read. 02

Kyril and Milenka are scientists. They study fish and mammals in the ocean. Sharks are big fish. Orcas are ocean mammals. Orcas eat fish and other animals. They live in families. They swim fast.



Kyril is in the ocean. He's scuba-diving. He's studying orcas. The orcas are curious. They watch him. He studies them. Milenka has a special camera. She needs it to take photos under water. "We come to the ocean every day," says Milenka. "The orcas know us. They aren't scared. Some people are scared of orcas. They call them 'killer whales'. But I'm not scared of them. They don't hurt me."

B Read the text again. Circle these words.

us them him it me

C Match the underlined words in A to the words in B.

A

- 1 The orcas watch him.
- 2 Milenka isn't afraid of them.
- 3 The orcas don't hurt her.
- 4 The orcas know us.
- 5 She needs it to take photographs.

B

- a the orcas
- b the camera
- c Kyril
- d Milenka
- e Kyril and Milenka

Learn Grammar

D Read and learn.

Subject and Object Pronouns

Remember! Nouns are words for people and things.

A pronoun replaces a noun in a sentence so we don't need to repeat the noun.

I, you, he, she, it, you, we, they are subject pronouns.

Kyril studies the orcas.

The orcas watch Kyril.

He studies the orcas.

They watch Kyril.

Me, you, him, her, it, you, us, them are object pronouns.

Kyril studies the orcas.

The orcas watch Kyril.

Kyril studies them.

The orcas watch him.



| | | | | | | | | |
|------------------|----|-----|-----|-----|----|----|-----|------|
| Subject Pronouns | I | you | he | she | it | we | you | they |
| Object Pronouns | me | you | him | her | it | us | you | them |

We can use subject and object pronouns when we answer questions.

Does Kyril study the orcas? Yes, he studies them.

E Replace the words in parenthesis with the pronouns in the box.

us They them it They


Joe Look! I can see two seals! Can you see
¹ _____ (two seals)?

Ana I can see one seal.

Joe The other seal is next to the rock.
 Can you see ² _____ (one seal)?

Ana Oh, yes! ³ _____ (two seals) aren't scared of us.

Joe ⁴ _____ (two seals) can't see ⁵ _____ (Joe and Ana)!



F Listen and check. 03

G Act it out!

H Write the missing pronouns in the chart.

us she me them him it you

| Subject pronouns | Object pronouns |
|------------------|-----------------|
| I | 1 _____ |
| you | you |
| he | 2 _____ |
| 3 _____ | her |
| 4 _____ | it |
| we | 5 _____ |
| 6 _____ | you |
| they | 7 _____ |



I Choose and write the correct object pronouns.

- Sharks are scary. Many people are scared of _____.
 a it b him c them
- Kyril is watching a big shark and the shark is watching _____.
 a her b him c you
- Milenka sees the shark. She takes photos of _____.
 a him b her c it
- The shark sees Milenka. It isn't scared of _____.
 a me b her c us
- Milenka likes the shark. She studies _____.
 a it b her c you

J Replace the underlined nouns with the correct pronouns.

She *him*

- Milenka works with Kyril. (him, she)
- The shark eats fish. (them, it)
- Milenka uses a camera. (she, it)
- The sharks watch Milenka. (her, they)
- Kyril and I study the sharks. (we, them)
- Kyril works with Milenka. (her, he)

K Complete the text with the words in the box.

them They it her us them We

Save the Whales!


Whales are ocean mammals. ¹ _____ aren't dangerous. People call ² _____ "giants of the ocean". This is a mother whale and a baby. The baby is small. The mother protects ³ _____. The baby stays close to ⁴ _____. People can be dangerous to whales. Boats and pollution can hurt ⁵ _____, but whales aren't dangerous to ⁶ _____. Let's work together. ⁷ _____ have to protect the whales!



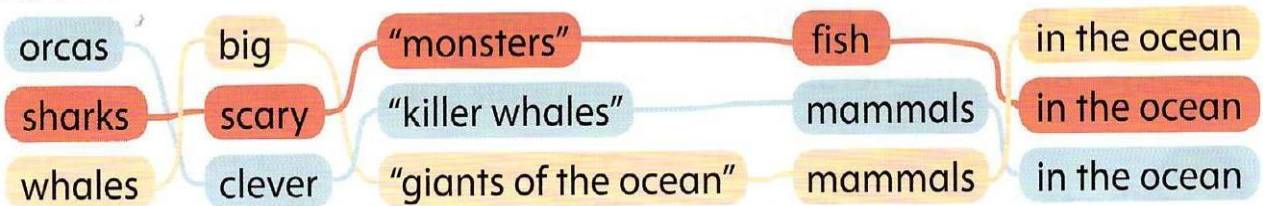
Let's Write!

L Complete Aaron's text with *they* or *them*.

This animal is a manatee. Manatees are cool! I like ¹ _____ because they are funny. Some people call ² _____ "sea cows". ³ _____ are mammals. ⁴ _____ live in the ocean.



M Look and follow. Tell a friend.



Orcas are cool! I like them because they are clever. Some people call them "killer whales". They are mammals. They live in the ocean.

N Choose an animal. Write about it.

_____ are cool! I like _____ because _____ are _____.

Some people call _____.

2

Neighborhood Hero

Discover Grammar

A Listen and read. 04

Victor is outside. There's a noise. It's Mr. García's cat, Kitty. It's miaowing. Kitty hardly ever miaows. Victor looks into Mr. García's yard. Mr. García is an old man. Victor sometimes helps him. Mr. García usually sits outside. But Victor can't see him. Kitty jumps over the fence and miaows. What's wrong? Victor calls his dad.

"Dad! Where's Mr. García?"


"Mr. García always goes to the store on Saturday."

"But Dad, Kitty never comes into our yard!"

Victor and Dad go next door. They see smoke.

There's a fire in Mr. García's garage! Dad calls the fire department.

Mr. García comes back. He says, "Victor, you're a hero!" But Victor smiles and says, "Kitty is the hero!"



B Read the text again. Circle these words.

never hardly ever sometimes usually always

C Find and complete the sentences.

- 1 Kitty _____ miaows.
- 2 Victor _____ helps him.
- 3 Mr. García _____ sits outside.
- 4 Mr. García _____ goes to the store on Saturday.
- 5 Kitty _____ comes into our yard!

Learn Grammar

D Read and learn.

Adverbs of Frequency

We use adverbs of frequency to say how often we do something.

✓✓✓✓ Mr. García **always** goes to the store on Saturday.

✗ Kitty **never** comes into the yard.



| | | | |
|------|------|-------------|------|
| I | | | |
| You | ✓✓✓✓ | always | go |
| We | ✓✓✓ | usually | |
| They | ✓✓ | sometimes | |
| He | ✓ | hardly ever | goes |
| She | ✗ | never | |
| It | | | |

Look! The adverb comes before the verb.

We can ask questions with *ever* to find out about people's habits.

Do you ever go to the store? Yes, I do. I usually go with my mom.

E Complete the sentences with the adverbs of frequency.

Boy Do you ever go to the store?

Girl Yes, I do. I ¹ _____ ✓✓✓✓ go to the store with my mom.

Boy Do you ever buy candy at the store?

Girl Yes, I do. I ² _____ ✓✓ buy a candy bar. What about you?

Boy I ³ _____ ✓ buy candy. But I

⁴ _____ ✓✓✓ buy an ice cream in summer.



F Listen and check. 🎧 05

G Act it out!


H Write the adverbs of frequency in the chart.

always sometimes never usually hardly ever

| | | | | |
|---------|-------------|---------|---------|---------|
| X | ✓ | ✓✓ | ✓✓✓ | ✓✓✓✓ |
| 1 _____ | hardly ever | 2 _____ | 3 _____ | 4 _____ |

I Choose and write the correct words.

- Victor _____ ✓✓ helps Mr. García.
a sometimes b never c hardly ever
- Victor _____ ✓✓✓ sees Kitty.
a always b never c usually
- Victor _____ ✓ plays inside in summer.
a sometimes b hardly ever c never
- Kitty _____ X comes into the yard.
a always b usually c never



J Look at Victor's calendar. Match the activities to the adverbs.

| | |
|---|--|
| Monday go to the park play outside! | Friday practice the piano play outside! |
| Tuesday practice the piano play outside! | Saturday watch fireworks!!! play outside! |
| Thursday go to the park play outside! | Sunday go to the park play outside! |

- | | |
|----------------------|-------------|
| 1 practice the piano | usually |
| 2 play outside | never |
| 3 play inside | sometimes |
| 4 go to the park | hardly ever |
| 5 watch fireworks | always |

K Look at the calendar in exercise J and complete Victor's diary with the words in the box.

always never sometimes usually hardly ever

I'm excited because there are fireworks tonight!
 I¹ _____ watch fireworks. In summer,
 I² _____ play outside. I³ _____ play
 inside because it's warm. I⁴ _____ go to the park
 with my friends! Mom wants me to practice the piano.
 I⁵ _____ practice the piano - but not today 😊!



L Write the words in the correct order to make sentences.

- 1 ice cream / . / Victor / eats / sometimes _____
- 2 always / Kitty / . / with a ball / plays _____
- 3 watch / fireworks / We / hardly ever / . _____

Let's Talk!

M Look at the calendar in exercise J. Ask and answer for Victor.

Do you ever practice the piano?

Yes, I do. I sometimes practice the piano.

N Look at the questions. Write adverbs of frequency for you.

On weekends, do you ever ...

- | | |
|-------------------------|----------------------|
| go to bed late? _____ | practice an |
| watch a movie? _____ | instrument? _____ |
| do your homework? _____ | eat ice cream? _____ |

O Ask and answer with a friend.


Do you ever go to bed late?

No, I don't. I never go to bed late.

Module 1 Review

A Read and underline the object pronouns.

Manatees are friendly. People can swim with them. This manatee is watching me. I'm drawing it. Manatees are in danger. We need to protect them. You can help us! Make a poster about them. Tell your friends!



B Read and circle the correct words.

Penguins are birds. ¹ I / Me like them.

² They / Them live in the Antarctic.

Penguins don't fly. Their wings help

³ they / them swim.

This penguin isn't afraid of ⁴ us / we.

We're watching ⁵ them / it. Penguins

don't like orcas, though! Orcas may

eat ⁶ they / them!



C Replace the underlined words with the correct pronouns.

him them her we they us

1 Sharks are dangerous. People are afraid of sharks. _____

2 Milenka studies orcas. The orcas don't hurt Milenka. _____

3 My friends and I are learning about whales.

My friends and I want to help them. _____

4 Jake is taking photos of the penguins.

The penguins are watching Jake. _____

5 The penguins swim and catch fish. The penguins can swim fast. _____

6 The orcas watch Kyril and me. They're interested in Kyril and me. _____

D Write the words in the correct order to make questions.

1 watch birds / Do / ? / ever / you

2 Does / swim / she / ? / in the ocean / ever

3 ever / he / Does / sharks / ? / study

E Answer the questions in exercise D. Use the words in the box.

hardly ever sometimes never

1 ✓✓ We sometimes watch birds


2 ✓ She _____

3 X _____


Exam Time

Look and read. Put a check (✓) or a cross (X) in the box.


Example




He always plays outside.




2 They are watching him.




4 Grandma loves them.



1 She is watching them.



3 They never swim in the ocean.



5 It wants to eat him.

3

A Beautiful City



Discover Grammar

A Listen and read. 06

Every year in Harbin, China, there's a festival of ice and snow. This is the ice city. It wasn't here in fall. Imagine! All these amazing buildings weren't here. This was a field!

The ice is from the Songhua River. It was water in summer! But now, in winter, it's ice. The statues were big blocks of ice and snow. Now they're beautiful sculptures of people and animals.

Harbin is very cold in winter. But in spring, it gets warm. The ice melts. There was an amazing city of snow and ice here. But now it's water again. It wasn't a dream! Come back next winter!

B Read the text again. Circle the simple past of *to be*.

C Match the beginnings and ends of the sentences.

- | | |
|-------------------------|------------------------------------|
| 1 The river | a were big blocks of ice and snow. |
| 2 The ice city | b was water in summer. |
| 3 The statues | c weren't here. This was a field! |
| 4 The amazing buildings | d wasn't here in fall. |

Learn Grammar

D Read and learn.

Simple Past of Verb *To Be*: Affirmative and Negative Statements

We can use the simple past of *to be* to talk about things in the past.

The statues *were* solid ice. I *wasn't* in Harbin yesterday.



Watch out! The verb *to be* is irregular in the simple past.

| Affirmative | | | Negative | | |
|---------------|------|---------|---------------|------------|---------|
| I | was | cold. | I | wasn't | cold. |
| He / She / It | | pretty. | He / She / It | (was not) | pretty. |
| You | were | | You | weren't | |
| We | | | We | (were not) | |
| They | | | They | | |

There was and *there were* are the simple past forms of *there is* and *there are*.

| Singular | | Plural | |
|-----------|--------------|------------|------------|
| There was | an ice city. | There were | fireworks. |

E Read and circle the correct words.


Girl This is a picture of the ice city in Harbin.

Boy Wow! It's amazing.

Girl Yes, it ¹ **was** / **were** very big. The statues ² **was** / **were** beautiful.

Boy I ³ **was** / **were** in Harbin last summer. It ⁴ **was** / **were** hot and sunny.

Girl Oh! It ⁵ **wasn't** / **weren't** hot in January!



F Listen and check. 🎧 07

G Act it out!

H Read and circle the correct words.


¹ There was / There were a lot of people. ² There was / There were a big statue of a man. ³ There was / There were pretty colored lights and ⁴ there was / there were fireworks. ⁵ There was / There were an ice slide and ⁶ there was / there were a horse. I love the Harbin Ice and Snow Festival!

I Read and write was or were.

Dear Grandma,
This is a postcard from the Harbin Ice and Snow Festival.
The festival ¹ _____ great! The weather ² _____
very cold. The ice city ³ _____ amazing. The statues
⁴ _____ beautiful.
We ⁵ _____ very happy. At the end of the day,
I ⁶ _____ tired and hungry.
Dinner at our hotel ⁷ _____ delicious. Our holiday in
China ⁸ _____ great!
Love, Michelle

J Read Grandma's email and circle the correct words.

Hi Michelle,
Thank you for your postcard! I was in Harbin
in spring. The weather ¹ **wasn't** / **weren't**
cold. It ² **was** / **were** warm but it ³ **was** /
were rainy. The ice city ⁴ **wasn't** / **weren't**
there! It melts in spring. The statues ⁵ **was** /
were all water again. The river ⁶ **wasn't** / **weren't** ice. It ⁷ **was** / **were**
water, too. But the people ⁸ **wasn't** / **weren't** sad! They can see the ice
again in winter. Harbin ⁹ **was** / **were** very pretty in spring.
Love, Grandma




K Write sentences with *was*, *wasn't*, *were*, or *weren't*.

- 1 ✓ We / at the festival We were at the festival.
2 ✓ The fireworks / beautiful _____
3 ✗ I / tired _____
4 ✗ We / cold _____
5 ✓ The festival / great _____

L Look and write.

was wasn't were weren't

This is the sand sculpture festival in Mexico. I ¹ _____ ✓
there last summer. There ² _____ ✓ a lot of sculptures on
the beach. The sculptures ³ _____ ✓ funny. It ⁴ _____ ✓
summer. The weather ⁵ _____ ✓ hot. It ⁶ _____ ✗ cold!
The festival ⁷ _____ ✓ great. The sculptures ⁸ _____ ✗
small. They ⁹ _____ ✓ big! There ¹⁰ _____ ✓ a man on the beach with
ice creams. We ¹¹ _____ ✓ hot. The ice creams ¹² _____ ✓ delicious.



Let's Write!

M Read about Michelle's school. Circle the verb *to be*.

My name is Michelle. This year, I am 7 years old. I am in grade 2. My teacher is Mrs. Li. My class is nice. There are 21 students in my class. My friends are in my class. I am happy at school!

N Change the blue words to make the text true for you. Tell a friend.

O Now write about last year. What was different? Use the simple past of *to be*.

My name is _____ . Last year, I was _____ years old. _____

4

Chocolate Pudding

Discover Grammar

A Listen and read. 08

Ivan We made chocolate pudding at school yesterday.

Maria Mmm. How was it?

Ivan It was delicious! Let's make some.

Maria Was it difficult to make?

Ivan No, it wasn't.

Maria What was in it?

Ivan Well, we need chocolate, butter, eggs, and sugar.

Maria OK. Was the chocolate a solid?


Ivan No, it wasn't, so we need to melt it.

Maria Was the butter a liquid?

Ivan Yes, it was, so we need to melt that, too.

Maria OK. Sugar, eggs ... Were the eggs a liquid?

Ivan Yes, they were. We need to mix them. We need to put air in the mixture. Then we put everything in a dish and put it in the oven.

B Read the text again. Underline questions with *was* and *were*.

C Match the questions and answers.

1 Was it difficult to make?

2 What was in it?

3 Were the eggs a solid?

4 How was it?

a It was delicious!

b No, it wasn't.

c Chocolate, butter, eggs, and sugar.

d No, they weren't.

Learn Grammar

D Read and learn.

Simple Past of Verb *To Be*: Questions

We can ask questions about the past using *Was* and *Were*:

Was it difficult? Were the cookies good?

We answer this type of question with *Yes* and *No*.

Yes, it was. / No, it wasn't. Yes, they were. / No, they weren't.

We use question words (*Where*, *What*, and *How*) in open questions.

Where questions ask about *places*.

Where was the pudding? It was in the freezer.

What questions ask about things.

What was in the pudding? Chocolate, sugar, and eggs.

How questions can be answered with adjectives.

How was the pudding? It was delicious.



E Read and circle the correct question words.

Girl ¹ **How / Where** was your class party?

Boy It was fun.

Girl ² **Were / Was** the cake good?

Boy Yes, it was. And there were sandwiches, too!

Girl ³ **How / What** was in the sandwiches?

Boy Cheese and butter.



F Listen and check. 09

G Act it out!

H Read and cross out the answer that doesn't belong.

- Where was the picnic?
a It was in the park. b ~~Yes, it was.~~ c It was in the playground.
- How was the soup?
a It was on the table. b It was cold. c It was nice.
- What was in the pie?
a Apples and sugar. b Fruit and cream. c No, they weren't.
- Were the cookies delicious?
a Yes, they were. b No, they weren't. c Chocolate chips.

I Read the questions and complete the short answers.


- Was the apple green? No, it wasn't.
- Was your lunch healthy? Yes, it _____.
- Were the cookies good? No, they _____.
- Were your sandwiches tasty? Yes, they _____.
- Was the pudding hot? No, it _____.

J Complete the sentences. Use the question words in the box.

How Was Where What

- _____ were the cookies? Were they in the cupboard?
- _____ your coffee cold?
- _____ was in the spaghetti sauce?
- _____ was the chocolate cake? Was it good?

K Look and match the questions from exercise J to the answers.



a No, it wasn't.
It was hot.



b They were in
the oven.



c It was delicious!




d Tomatoes, onions,
and meat.

Let's Talk!

L Match the questions and answers. Ask and answer with a friend.

- | | |
|----------------------------|------------------------|
| 1 Where was the picnic? | a Yes, it was. |
| 2 How was the picnic? | b It was on the beach. |
| 3 Was the weather sunny? | c Yes, they were. |
| 4 Were the children happy? | d It was fun! |



M Look and make more questions about the picture.

- 1 tired / ? / Grandpa / Was
- 2 table / What / ? / the / on / was
- 3 ? / good / chicken / Was / the
- 4 fruit bowl / ? / What / in / the / was
- 5 happy / Dad / ? / Was

N Play a memory game. Ask and answer with a friend.

Was Grandpa tired?

Yes, he was.

What was on the table?

Pizza, salad, and cake.

Module 2 Review

A Read and circle the simple past of *to be*.

Dear Diary,

It was Uncle Joe's wedding yesterday! We weren't at my house. We were at Grandma's house. All my cousins were there. It was hot and sunny. The wedding cake was very big, but my favorite thing was a beautiful statue made of ice. It was a swan and it was amazing. At the end of the evening, the statue wasn't there! It wasn't ice. It was water again.

Lily




B Read and circle the correct words.

- 1 Lily **was** / were at a wedding yesterday.
- 2 Lily's cousins **was** / were there.
- 3 It **wasn't** / weren't at Lily's house.
- 4 The statues **was** / were made of ice.
- 5 The swan statue **was** / were amazing.
- 6 Later, the statues **wasn't** / weren't a solid.

C Look and write sentences with *was*, *were*, *wasn't*, or *weren't*.



1 The weather / sunny



3 The cake / delicious



2 The children / tired



4 The ice statue / a swan

D Match the questions and answers.


- | | |
|--------------------------------|------------------------------|
| 1 How was the wedding? | a It was at Grandma's house. |
| 2 Was the cake delicious? | b Yes, they were. |
| 3 What was the ice sculpture? | c It was fun. |
| 4 Where was the wedding? | d Yes, it was. |
| 5 Were all your cousins there? | e It was a swan. |

E Read the answers and complete the questions.

How were Were Where was What was Was


- | | |
|-----------------------------|--|
| 1 _____ the ice statue? | It was on the table with the flowers. |
| 2 _____ the flowers pretty? | Yes, they were. They were very pretty. |
| 3 _____ in the cake? | Chocolate! My uncle loves chocolate. |
| 4 _____ your uncle happy? | Yes, he was. He was very happy. |
| 5 _____ the sandwiches? | They were delicious! |

Exam Time


Listen and check (✓) the box. There is one example.  10

Example


Where was Lisa on Saturday?




2 What was in Lisa's lunchbox?



1 How was the weather?



3 What was on the table?



5

Grandma's Toys



Discover Grammar

A Listen and read.  11

I asked my Grandma about when she was a child. Grandma talked about her toys. She didn't play computer games. She played board games with her sisters and brothers. They listened to music on big, round records, or they listened to the radio.

They usually played outside with their friends. They played games like skipping and hopscotch. Her brothers climbed trees and fished. All the neighborhood children played together.

Many things are different now. I don't listen to records, but I play outside with my friends! I listen to the radio, and I watch TV. I play computer games, too!



B Read the text again. Circle the verbs.

C Underline the verbs in the simple past.

D Read and circle *present* or *past*.

- | | | |
|-------------------------------|---------|------|
| 1 She played outside. | present | past |
| 2 We play outside. | present | past |
| 3 He climbs trees. | present | past |
| 4 They climbed trees. | present | past |
| 5 They listened to the radio. | present | past |
| 6 I listen to the radio. | present | past |

Learn Grammar

E Read and learn.

Simple Past Regular Verbs: Affirmative and Negative Statements

We use the simple past to talk about finished actions in the past.

We make the past form of regular verbs by adding *-ed*.

Grandma *played* board games.



We make the negative past form with *did not / didn't* before the verb.

She *didn't play* computer games.

| Affirmative | | Negative | |
|-----------------|--------|-----------------|------------------|
| I / You | played | I / You | didn't (did not) |
| He / She / It | | He / She / It | play |
| We / You / They | | We / You / They | |

Watch out! For verbs that end in *-e*, just add *-d*:

live – lived *dance – danced*

F Complete the sentences with the past forms of the verbs.

Boy This is my Grandpa when he was young.

He ¹ _____ (live) in Canada.

Girl Was this his tree house?


Boy Yes, it was.

Girl The tree house was great!

Boy Yes, it was. Grandpa ² _____

(climb) the tree and he ³ _____

(play) in the tree house with his friends.



G Listen and check. 12

H Act it out!

I Write the past forms of these verbs.

- | | |
|---------------|----------------|
| 1 play _____ | 4 live _____ |
| 2 watch _____ | 5 listen _____ |
| 3 climb _____ | 6 dance _____ |

J Remember the text on page 24. Complete the sentences.

climbed listened played talked

- 1 Grandma _____ about her toys.
- 2 Grandma and her brothers and sisters _____ to the radio.
- 3 Grandma's brothers _____ trees and fished.
- 4 All the neighborhood children _____ outside together.

K Read and write the past forms of the verbs.

This is my Grandpa. Grandpa is old now. He lives with us. Before, he ¹ _____ (live) in a village in the country. Grandpa ² _____ (work) on a farm. When I was very young, we ³ _____ (visit) the farm. I ⁴ _____ (like) the farm very much because I ⁵ _____ (love) the animals. My brothers and I ⁶ _____ (watch) the horses, and we ⁷ _____ (play) with the animals. The farm was great!



L Write sentences about Grandpa when he was a boy.

- | | | |
|-----------------------|---|---------------------------------|
| 1 live in the country | ✓ | <u>He lived in the country.</u> |
| 2 watch TV | X | _____ |
| 3 play outside | ✓ | _____ |
| 4 fish | ✓ | _____ |
| 5 walk to school | ✓ | _____ |
| 6 travel by car | X | _____ |

M Read and complete Grandma's diary.

July 28, 1967

Dear Diary,

Today was my birthday! I am seven years old. What a fun day!

I ¹ _____ (jump) out of bed early because I was excited!

Mom ² _____ (cook) pancakes. When I was little, I

³ _____ (not like) pancakes, but I love them now! We ⁴ _____

(listen) to songs on the radio. We ⁵ _____ (not listen) to the news.

Mom ⁶ _____ (bake) a cake. In the afternoon, it was my party.

I ⁷ _____ (mail) invitations to all my friends weeks ago. My friends

⁸ _____ (arrive) at 3 o'clock. We ⁹ _____ (play) games and we

¹⁰ _____ (listen) to my new records. It was a fun party!

I ¹¹ _____ (not want) my friends to go home.



Let's Write!

N Read and check (✓) the things that you like to do.

- | | | |
|--|--|---|
| <input type="checkbox"/> play football | <input type="checkbox"/> dance | <input type="checkbox"/> play computer games |
| <input type="checkbox"/> share toys | <input type="checkbox"/> bake a cake | <input type="checkbox"/> play with my friends |
| <input type="checkbox"/> listen to music | <input type="checkbox"/> learn English | <input type="checkbox"/> watch TV |

O Can you remember your last birthday? Read the list in exercise N again. Circle the things that you did.

P Write a diary entry about your last birthday.

My birthday was in _____ . I was _____ years old.

On my birthday, _____ .

I did not _____ . It was a fun day!

6

In the Library

Discover Grammar

A Listen and read.  13

Librarian This story is about a man called Phileas Fogg.

He traveled around the world in 80 days.

Boy How did he travel?

Librarian He traveled by train, and by boat. And in India, he traveled by elephant!

Boy Did he travel by airplane?

Librarian No, he didn't. There weren't any airplanes. It was 1872.

Boy Oh. Where did he start?

Librarian He started in London.

Boy Did he visit lots of countries?



Librarian Yes, he did. He visited Egypt, India, and China. He visited Japan and the U.S., too.

Boy What did he learn?

Librarian He learned about time zones!

Boy Was it exciting?

Librarian Yes, it was. He escaped from danger. You should read it.



B Read the text again. Underline the questions.

C Read the answers and match them to the question words.

1 He traveled by train and by boat.

2 Yes, he did.

3 He started in London.

4 He learned about time zones.

a Where

b How

c What

d Did

Learn Grammar

D Read and learn.

Simple Past Regular Verbs: Questions

We use *Did* to ask *Yes / No* questions about the past.

Did he travel by train? Yes, he did. / No, he didn't.



| | | | | | |
|-----|---------------|-------|------|---------------|---------|
| Did | you | walk? | Yes, | I | did. |
| | he / she / it | | No, | he / she / it | didn't. |
| | you | | | we | |
| | they | | | they | |

We ask information questions with question words, like *Where*, *What*, and *How*. In the simple past, we use the question word before *did*.

| | | | | | |
|-------|-----|---------------|---------|---------------|--------------------|
| Where | did | you | start? | I | started in London. |
| | | he / she / it | | He / She / It | |
| What | | you | learn? | We | learned about |
| | | they | | They | boats. |
| How | | | travel? | | traveled by train. |

E Complete the questions with question words.

Girl This story is about a girl called Laura. She lived 150 years ago.

Boy ¹ _____ did she live?


Girl She lived in lots of places in the U.S. Her family moved a lot.

Boy ² _____ did they travel?

Girl They traveled on horses and in wooden carts.

Boy ³ _____ you like the story?

Girl Yes, I did.




F Listen and check. 14

G Act it out!

H Read the questions and complete the answers. Use the words in the box.

Yes, he did. ~~Yes, I did.~~ Yes, they did. Yes, I did.

- 1 Did you borrow a book from the library?
Yes, I did. I borrowed *Around the World in Eighty Days*.
- 2 Did you like the story?
_____ It was exciting.
- 3 Did Phileas really travel around the world in 80 days?
_____ But it was difficult!
- 4 Did the newspapers print stories about it?
_____ It was exciting news!



I Match the questions and answers.

- | | |
|---|--|
| 1 What did Phileas Fogg escape from? | a He traveled back to England by boat. |
| 2 How did Phileas travel back to England? | b He traveled by elephant in India. |
| 3 Where did Phileas travel by elephant? | c He learned about time zones. |
| 4 What did Phileas learn? | d He escaped from danger. |

J Complete the questions and answers. Use the verbs in parenthesis.

- 1 (start) Where did Phileas start ?
He started in London.
- 2 (print) What did the newspapers _____ ?
They _____ stories about the trip.
- 3 (travel) Where did Phileas _____ by train?
He _____ by train across the U.S.
- 4 (escape) How did they _____ from danger?
They _____ in the dark.

K Write the words in the correct order to make questions.

1 Laura / live / ? / a long time ago / Did

2 her family / Did / ? / move

3 did / ? / Where / live / she

4 did / How / travel / ? / they

5 she / play games / ? / Did / with her sisters

6 did / What / ? / play / they



Let's Talk!

L Think about your trip to school today. Answer the questions.

Where did you start?

How did you travel?

Did you travel with a friend?

Did you feel happy?

What did you talk about?

M Ask and answer with a friend.



How did you travel?

I traveled by bus.



Module 3 Review

A Write the past forms of these verbs.

1 work worked

3 ask _____

5 visit _____

2 talk _____

4 love _____

6 escape _____

B Complete the text with the past forms of the verbs in parenthesis.

Monday was World Book Day. A writer ¹ _____ (visit) our school.

She ² _____ (talk) about her new book. I ³ _____ (listen)

to the story, and I ⁴ _____ (want) to read the book!

I ⁵ _____ (ask) the school librarian. The book was


in the library. I ⁶ _____ (start) it after school.

I ⁷ _____ (not want) to stop reading it!

I ⁸ _____ (not watch) TV this week! This morning,

I ⁹ _____ (finish) it. I ¹⁰ _____ (like) this book

a lot! It was great!



C Rewrite these sentences in the simple past.

1 They like adventure stories. _____

2 We don't listen to the radio. _____

3 She doesn't work in the library. _____

4 I visit the science museum. _____

5 He watches TV after school. _____

D Read the questions and write short answers.

1 Did your grandma watch TV?

✓ Yes, she did.

2 Did her brothers climb trees?

✓ _____

3 Did they play computer games?

X _____

4 Did you and your friends listen to the radio?

✓ _____

5 Did you play board games?

✓ _____

6 Did your grandpa live in the U.S.?

X _____

E Write the words in the correct order to make questions.

- 1 start / Where / you / ? / did _____
- 2 did / ? / How / travel / you _____
- 3 you / did / places / visit / ? / What _____
- 4 did / ? / Where / finish / you _____


F Imagine you are Phileas Fogg! Complete the answers and match them to the questions in exercise E.

travel finish start visit

- a I _____ by train and boat.
- b I _____ in London, 80 days later.
- c I _____ the Suez Canal in Egypt, and the Wild West in the U.S.
- d I _____ in London, with my friend Jean.

Exam Time

Look and read. Write *yes* or *no*.



Example

He played a computer game. no

- 1 They traveled to school by car. _____
- 2 She listened to music. _____
- 3 He liked his comic book. _____
- 4 She looked out of the window. _____
- 5 They arrived at school at 8:30. _____


7

At the Fair

Discover Grammar

A Listen and read. 15

"Take care of your brother at the fair!" said Mom. She gave \$10 to Lily. Lily and Max went to the fair. Lily saw a man with beautiful balloons. She wanted a balloon! But Max was hungry. Lily bought a pizza for him. She spent \$2. Max ate his pizza. Max was thirsty. Lily was thirsty, too. She bought two sodas. She spent \$3. They drank their sodas. Then Max saw the merry-go-round. He was excited! Lily bought two tickets. She spent \$4. It was fun! Lily saw the pretty balloons again. She asked the man the price. "A balloon is \$3," said the man. Did Lily have \$3?



B Read the text again. Circle these words.

gave went saw bought spent ate drank

C Match the present and past forms.

- | | |
|---------|--------|
| 1 give | bought |
| 2 go | ate |
| 3 see | gave |
| 4 buy | drank |
| 5 spend | went |
| 6 eat | spent |
| 7 drink | saw |

Learn Grammar

D Read and learn.

Simple Past Irregular Verbs

Remember! We use the simple past to talk about finished actions.

Mom *gave* \$10 to Lily. Lily and Max *went* to the fair.

Some verbs are irregular. We can't just add *-ed*. We have to remember them!

| | | | | | |
|-------------|------|-----|------|-----|--------|
| Present | have | eat | give | see | buy |
| Simple Past | had | ate | gave | saw | bought |

| | | | | |
|-------------|-------|------|-------|------|
| Present | spend | go | drink | say |
| Simple Past | spent | went | drank | said |



We still make the negative past form with *did not / didn't* before the verb.

They *didn't go* to the park. Lily *didn't eat* a pizza.

Watch out! The verb stays the same – we don't add *-s* for *he, she, and it!*

E Complete the sentences with the past forms of the verbs.

Boy I¹ _____ (go) to the fair yesterday.

Girl Was it fun?

Boy Yes, it was. I² _____ (have)
a great time. There was a big
ferris wheel!

Girl Oh! The ferris wheel is my favorite!

Boy It was great. I³ _____ (see)
the whole town from the top!



F Listen and check. 16

G Act it out!

H Read and circle the irregular verbs.

look have see smile go buy say give

I Write the missing verbs.


- | | | | |
|---------|-------|---------|-------|
| 1 _____ | went | 4 _____ | saw |
| 2 buy | _____ | 5 eat | _____ |
| 3 have | _____ | 6 say | _____ |

J Change the verbs to make these sentences negative.

- | | |
|----------------------------------|---------------------------------|
| 1 Lily and Max went to the fair. | Lily and Max _____ to the fair. |
| 2 Max ate a pizza. | Max _____ a pizza. |
| 3 Lily and Max drank sodas. | Lily and Max _____ sodas. |
| 4 Max saw the merry-go-round. | Max _____ the merry-go-round. |
| 5 Lily bought a balloon. | Lily _____ a balloon. |

K What happened next? Complete the sentences to finish the story.
Use the verbs in parenthesis.

- Lily ¹ _____ (look) in her pocket.
She ² _____ (have) \$1 left. She ³ _____ (not have) \$3 for a pretty balloon. Lily was sad.
"Come on, Max. Let's go home," she ⁴ _____ (say).
But Max ⁵ _____ (not come).
"Wait! I have my allowance!" said Max.
He ⁶ _____ (give) \$2 to her. Lily ⁷ _____ (smile).
"Thank you, Max!" she ⁸ _____ (say).
Lily ⁹ _____ (buy) a balloon, and they
¹⁰ _____ (go) home happy!



L Complete Max's email. Write sentences in the simple past.



- 1 Lily and I / go / to the fair
- 2 I / eat / a delicious pizza
- 3 Lily / spend / \$9
- 4 I / give / \$2 to Lily
- 5 Lily / buy / a balloon
- 6 We / have / a great time

Dear Diego,

Today was the town fair!

From, Max

Let's Write!

M Imagine you had a special day out. Read and choose, or use your own ideas.

go to the fair

to the circus

to the zoo

see a parade

a clown

an elephant

eat an ice cream

a cookie

a pizza

N Write an email to Max. Tell him about your day.

Dear Max,

I had a special day out! _____

It was a great day!

From, _____

8



Are You Hungry?

Discover Grammar

A Listen and read. 17

In 2012, five Italian chefs made a very big pizza! They worked for two days! They wanted to get the world record for Italy. Let's find out more!

- Where did they make the pizza?
- They made it in Rome, the capital city of Italy.
- Was the pizza big?
- Yes, it was! It was 39 meters wide!
- What did they need to make the pizza?
- They needed lots of tomatoes and four tons of cheese.
- Did they eat the pizza?
- Yes, they did! And they gave slices to hungry people in the city.
- How many slices did you eat?
- I ate three slices! It was delicious.



B Read the text again. Underline the questions.

C Find and write the questions for these answers.

- 1 _____ ? Yes, it was!
- 2 _____ ? Yes, they did!
- 3 _____ ? They made it in Rome.

Learn Grammar

D Read and learn.

Simple Past Questions Review

We form simple past questions with regular and irregular verbs in the same way. We ask Yes / No questions with *Did*.

Did they eat the pizza? Yes, they did. / No, they didn't.

We can ask open questions with question words like *How*, *What*, and *Where*.

What did they need to make the pizza? They needed lots of tomatoes!

Where did they make the pizza? They made it in Rome.

How did they make the topping? They melted 4 tons of cheese.

We can ask questions about numbers with *How many*.

How many pieces did you eat? I ate three!



Watch out! The verb is different in questions and answers.

What did you eat? I ate pizza.

The verb *to be* is different. We ask Yes / No questions with *Was* or *Were*.

Was the pizza big? Yes, it was. / No, it wasn't.

Were the people hungry? Yes, they were. / No, they weren't.

E Complete the questions.

Boy ¹ _____ you watch the TV show about the big pizza?

Girl Yes, I did. I watched it with my brother.

Boy ² _____ the show good?

Girl Yes, it was! It was funny!

Boy ³ _____ did you eat for dinner?

Girl We ate pizza! It's my favorite food!



F Listen and check. 18

G Act it out!

H Read the questions and write short answers.

I made a pizza yesterday!

- 1 Did you make it for dinner? ✓ Yes, I did.
- 2 Did you make it alone? ✗ _____
- 3 Did your grandpa help you? ✓ _____
- 4 Did your brothers like it? ✓ _____
- 5 Was it fun? ✓ _____
- 6 Were you hungry? ✓ _____



I Match the questions and answers.



- 1 What did you put on the pizza? **a** We made it at Grandpa's house.
- 2 Where did you make the pizza? **b** We put cheese, tomatoes, and vegetables on it.
- 3 How many tomatoes did you use? **c** We ate it in the living room.
- 4 How did you cook the pizza? **d** We used four tomatoes.
- 5 Where did you eat the pizza? **e** We cooked it in the oven.

J Read the answers and write the question words.

How Where What How many

- 1 _____ did they make the big pizza? They made it in Rome.
- 2 _____ did they put on it? They put tomatoes and cheese on it.
- 3 _____ slices of pizza did the reporter eat? He ate three slices.
- 4 _____ did they cook the pizza? They cooked it in a big oven.

K Write the words in the correct order to make questions. Ask and answer.

1 the / ? / Was / big / pizza _____

2 did / How many / use / ovens / they / ? _____

3 Did / eat / the pizza / ? / they _____

Let's Talk!

L Read the food quiz. Write the question words.

Did

What


Did

How many

Where

Was

Food Quiz!



1 _____ did you eat for breakfast?

Toast with jam Eggs _____

2 _____ you eat cookies at lunchtime?

Yes No

3 _____ your dinner good yesterday?

Yes No

4 _____ did you eat lunch yesterday?



At home At school _____

5 _____ you eat fruit and vegetables yesterday?

Yes No

6 _____ candy bars did you eat last week?

0 1-3 4-7 more



M Ask and answer with a friend.

What did you eat for breakfast?

I ate toast with jam.

Module 4 Review

A Circle the irregular past verbs.

ate drank asked gave saw bought talked
watched had went played rode

B Read and complete the sentences with the past forms of the verbs.

We ¹ _____ (go) to the fair on the weekend. My brother, Sam, ² _____ (eat) a lot of pizza. Then Dad ³ _____ (buy) ice cream for us. I ⁴ _____ (see) a big merry-go-round. I ⁵ _____ (ask) Dad for a ticket. The merry-go-round ⁶ _____ (start), and Sam ⁷ _____ (turn) green! He doesn't like junk food now!

C Write affirmative and negative sentences in the simple past.

- 1 ✓ he / eat / a lot of pizza _____
- 2 ✗ we / drink / soda _____
- 3 ✓ Dad / buy / ice cream _____
- 4 ✗ Sam / like / the ride _____

D Read and write the question words.

Was What Where How How many

The World Record Cookie

- 1 _____ did they make the enormous cookie?
They made it in the U.S.
- 2 _____ was in it? Chocolate chips and vanilla.
- 3 _____ did they bake it? They built a big oven!
- 4 _____ pieces did they sell? They sold 2,000 pieces!
- 5 _____ the cookie good? Yes, it was!



E Write the words in the correct order to make questions.


1 eat / ? / What / last night / did / you

2 eat / ? / dinner / Where / you / did

3 dinner / good / Was / ?


F Answer the questions in exercise E for you.

Exam Time

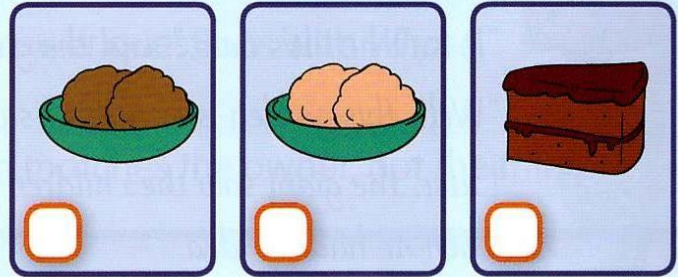
Listen and check (✓) the box. There is one example.  19

Example


What did Luca cook yesterday?




3 What was for dessert?




1 Where did Luca's family eat dinner?



4 How many desserts did Luca eat?



2 What did Mario do?



5 What did Luca do after dinner?



9

The Giant's Garden

Discover Grammar

A Listen and read.  20

A giant had a beautiful garden.

He didn't want to share it.

"This garden is mine!" he said.

He built a big wall.

One day, the giant found a kite.

"Whose kite is this?" he shouted.

"It's mine," said a voice. The giant saw a brother and sister.

"It isn't his. It's ours," said the girl. "We share it."

"Well, this garden isn't yours," said the rude giant. "Go away!"

Later, the giant saw the children playing. It looked fun! The giant felt lonely.

Then he had an idea.

He called to the children, "The garden is mine, and the kite is yours.

We can share!"

So the children played with the giant, and they were friends.



B Read the text again. Circle these words.

mine yours ours his

C Find these sentences. Who says them?

1 "It's mine."

2 "This garden is mine!"

3 "This garden isn't yours."

4 "It isn't his."

Learn Grammar

D Read and learn.

Possessive Pronouns

We use possessive pronouns to talk about things that belong to people.

*This garden is **mine**! The kite isn't **his**. The toys are **ours**.*

Compare:

| | | | | | | | |
|-----------------------|------|-------|-----|------|-----|------|--------|
| Possessive Adjectives | my | your | his | her | its | our | their |
| Possessive Pronouns | mine | yours | his | hers | its | ours | theirs |

Possessive adjectives come before nouns.

Possessive pronouns replace nouns.

*There's a kite on the grass. Is it ~~your kite~~ **yours**? No, it isn't ~~my kite~~ **mine**.*

We can use possessive pronouns in Yes / No questions.

*Is this kite **yours**? Yes, it is. Are these toys **his**? No, they aren't.*

We can use possessive pronouns to answer questions with *Whose*.

*Whose kite is this? It's **hers**.*



Watch out! The possessive pronoun matches the owner, not the thing!

E Complete the sentences.


theirs Whose Hers hers ours

Girl Look! There's a car. ¹ _____ car is it?

Boy I don't know. It isn't ² _____. Mom is at the supermarket.

Girl Mrs. Lau has a blue car, but it isn't ³ _____. ⁴ _____ is small.

Boy Look! It's Grandpa and Grandma! The car is ⁵ _____.



F Listen and check. 21

G Act it out!

H Read and draw lines.

-  The red kite isn't mine. The blue kite is mine.
-  The green kite is his. The red kite is mine.
-  The yellow kite is theirs. The green kite is mine.
-  The blue kite isn't ours. The yellow kite is ours.



I Complete the sentences with the correct words.

his yours ours theirs hers mine

- 1 He has a beautiful garden. The garden is _____.
- 2 We share these toys now. They're _____.
- 3 This is the children's kite. It's _____.
- 4 Mina has a red bike. The red bike is _____.
- 5 I have a new soccer ball. It's _____.
- 6 Mom bought these sneakers for you. They're _____.


J Match the questions and answers.

- | | |
|--------------------------------------|-------------------------------------|
| 1 What a mess! Whose toys are these? | a It's hers! My ball is blue. |
| 2 Whose red robot is this? | b No, it isn't. I don't like dolls! |
| 3 Is this your doll? | c It isn't mine. My robot is green. |
| 4 Are those Liam's toy cars? | d Sorry! They're ours! |
| 5 Whose orange ball is this? | e Yes, they are. They're his. |

K Replace the underlined words with possessive pronouns.

- 1 Whose ball is this? Ask Liam. I think it's Liam's ball. his
- 2 These shoes are enormous! They aren't my shoes. _____
- 3 The red kite is for Lucas, and the green kite is your kite. _____
- 4 Can you give this to Mia and Lily? It's Mia and Lily's. _____
- 5 My sister and I share a bedroom. It's mine and my sister's. _____

L Read and circle the correct words.



The giant heard children in the garden. He went outside.
The children were scared! They ran away.
"Come back!" called the giant. "The garden is ¹ your / yours now."
But the children were scared. "Is it really ² ours / our?" they asked.
The giant smiled. "Yes, it is," he said. "It was ³ my / mine, but now it's
⁴ ours / our. We can share it!"
"Thank you!" said the children. "And you can share ⁵ ours / our toys!
Come and join in ⁶ our / ours game!"
The giant and the children were happy in ⁷ theirs / their garden.

Let's Talk!


M Play a game.

- Work in groups of four.
- Each student, choose two things that belong to you.
- Put them on the table in the middle.
- Take turns asking and answering.

Whose pencil case is this?
Is it yours, Ana?

No, it isn't hers.
It's mine.

It's his!



10

Ask Your Parents

Discover Grammar

A Listen and read.  22

Nabil asked, "Can I get a pet? I like cats."

"Oh, Nabil!" said Mom. "Our apartment is small and cats need a garden."

Nabil thought. "Can I have a bird?"

"No, you can't. Birds are noisy and messy."

Nabil asked, "May I have a snake? They're quiet."

"No, you may not! They're quiet, but they're dangerous."

"A mouse isn't dangerous. Can I get a mouse?"


"No, you can't! A mouse can escape!" said Mom.

A small, quiet, safe pet that can't escape ...

"Mom! May I get a goldfish?"

"A goldfish?" Mom paused. "OK, Nabil. Yes, you may. But you have to take care of it."

At the pet store, Nabil bought a nice, small, quiet fish. Nabil was happy. He had a pet!



B Read the text again. Underline Nabil's questions.

C Match the questions and answers.

1 May I have a snake?

2 Can I get a mouse?

3 May I get a goldfish?

a No, you may not!

b Yes, you may.

c No, you can't!

Learn Grammar

D Read and learn.

Can and May for Permission

We can use *Can* and *May* to ask for permission.

Can I get a pet? May I have a lizard?

Look! We ask permission with *I* and *we*. The answers use *you*.

| | | | | |
|-----|----|--------------|------|--------------|
| Can | I | have ... ? | Yes, | you can. |
| | we | borrow ... ? | No, | you can't. |
| May | | get ... ? | Yes, | you may. |
| | | go ... ? | No, | you may not. |

Conjunctions

Conjunctions join two ideas in one sentence.

We use *and* to join ideas that are similar, or that agree.

Birds are noisy, and they're messy.

[negative 😞] [negative 😞]

We use *but* to join two ideas that contrast.

Birds are noisy, but they're fun.

[negative 😞] [positive 😊]



E Complete the sentences.

Boy Dad, can I get a pet?


Dad Yes, ¹ _____. What pet do you want?

Boy Can I have a horse?

Dad No, ² _____. A horse needs a field!

Boy Oh, OK. May I have a rabbit?

Dad Yes, ³ _____. Rabbits are good pets.



F Listen and check. 🎧 23

G Act it out!

H Match the questions and answers.

- 1 May I play with the kittens?
 - 2 Can I give the mouse some food?
 - 3 Can we take the rabbit on the road?
 - 4 May we ride the horses?
- a No, you can't. It can escape.
 - b No, you may not. They're sleeping.
 - c Yes, you may. You can ride in the yard.
 - d Yes, you can. The food is in the cupboard.

I Read the questions and write short answers.

- 1 Can I have a cat? X No, you can't.
- 2 May I get a lizard? X _____
- 3 Can I see the fish? ✓ _____
- 4 May I hold the rabbit? ✓ _____



J Read and circle *and* or *but*.

- 1 You can't have a cat 😞, **and** / **but** you can have a hamster 😊.
- 2 Birds are noisy 😞, **and** / **but** they're messy 😞.
- 3 Hamsters are cute 😊, **and** / **but** they can live in a small cage 😞.
- 4 Lizards are quiet 😊, **and** / **but** they're difficult to take care of 😞.
- 5 Donkeys need a lot of space 😞, **and** / **but** they're great pets 😊.
- 6 Rabbits are fun 😊, **and** / **but** they're easy to take care of 😊.

K Write the words in the correct order to make questions.

1 I / the hamster cage / open / ? / May

2 we / ? / Can / the chickens / feed

3 I / a parrot / Can / have / ?

L Complete the sentences with *and* or *but*.

- 1 You may open the cage, _____ don't let the hamster escape!
- 2 You can feed the chickens, _____ you can give them some water.
- 3 You can't have a parrot, _____ you can have a goldfish.

Let's Write!

M Read Donna's letter and write *and* or *but*.

Dear Mom and Dad,

Please can I have a pet? I would like a rabbit. Rabbits

are small, ¹ _____ they're quiet. They're cute,

² _____ they're fun pets. They need a cage,

³ _____ they don't need a big garden. They aren't dangerous, ⁴ _____

they're easy to take care of. Please, please may I get a rabbit?

Love, Donna



N Choose a pet. Check (✓) and cross (X) good and bad things about it.

parrot snake fish cat hamster horse

- | | | | | |
|--------------------------------|--------------------------------------|--------------------------------|------------------------------------|--------------------------------|
| <input type="checkbox"/> quiet | <input type="checkbox"/> noisy | <input type="checkbox"/> safe | <input type="checkbox"/> dangerous | <input type="checkbox"/> clean |
| <input type="checkbox"/> dirty | <input type="checkbox"/> needs space | <input type="checkbox"/> small | <input type="checkbox"/> big | <input type="checkbox"/> fun |
| <input type="checkbox"/> cute | <input type="checkbox"/> ugly | <input type="checkbox"/> easy | <input type="checkbox"/> difficult | |

O Write a letter to your parents.

Dear Mom and Dad,

Please _____? I would like a _____.

_____ Please, please _____?

Love, _____

Module 5 Review

A Complete the chart.

| | | | | | | |
|-------------|---------|---------|---------|---------|---------|---------|
| my | your | his | her | its | our | their |
| <i>mine</i> | 1 _____ | 2 _____ | 3 _____ | 4 _____ | 5 _____ | 6 _____ |

B Read and circle the correct words.

- 1 Anna has a blue bike. The red bike is **my** / **mine**.
- 2 Is that Ji-Lin's ball? No, **her** / **hers** is in the garden.
- 3 This isn't **our** / **ours** garden. It belongs to the giant.
- 4 Have you seen **their** / **theirs** new robot? It's cool!
- 5 That's Diego's sweater. This one is **your** / **yours**.



C Replace the underlined nouns with the pronouns in the box.

mine his theirs ours

- 1 My schoolbag is red. The blue one is Jake's schoolbag. his
- 2 That isn't the neighbor's cat. Their cat is black. _____
- 3 Dan broke his kite, and now he's playing with my kite! _____
- 4 Look at the houses. Our house has a red door. _____

D Complete the sentences with the correct pronouns.

- 1 This blue hat isn't _____. I have a pink hat. Is it _____? (yours, mine)
- 2 Liam is looking for his jacket. Is this jacket _____?
The other boys are wearing _____. (his, theirs)
- 3 My cousins are playing a computer game. We share.
They borrowed _____. I'm playing _____. (theirs, mine)
- 4 I shared my colored pencils with Mina. Mina forgot _____,
so I gave her some of _____. (mine, hers)

11

Watch out for Wildlife!

Discover Grammar

A Listen and read.  24

There's a field in front of our house.
Animals live in the field. There's a pond
across from the field. The animals go to the
pond. But there's a road between the field
and the pond. It's dangerous for them.



Dad had an idea. He dug a tunnel under the road. He worked hard!

Dad has a small camera. The camera is behind a tree, next to the tunnel.
We can watch on Dad's computer. The animals go into the tunnel. When the
animals are in the tunnel, the cars are above them on the road. Now the
animals can go to the pond safely!

B Read the text again. Circle these words and phrases.

in front of across from between behind above

C Write the words from exercise B under the diagrams.



D Find and complete these sentences.

- 1 There's a field _____ our house.
- 2 There's a pond _____ the field.
- 3 There's a road _____ the field and the pond.
- 4 The camera is _____ a tree.
- 5 The cars are _____ them on the road.

Learn Grammar

E Read and learn.

Prepositions of Place


We use prepositions of place to say where people or things are.



in front of



across from



between



behind



above

We can use prepositions of place in sentences with the verb *to be*:

There is / isn't a field in front of our house.


There are / aren't two foxes behind the tree.

The road is / isn't between the pond and the field.



Remember! Other prepositions of place are *in*, *on*, *under*, and *next to*.

F Read and circle the correct words.



Girl There's a big road ¹ **in front of** / **between** our house.

Boy The tunnel goes ² **behind** / **under** the road.

Girl Look! There's a badger ³ **in** / **on** the tunnel!

Boy There are cars ⁴ **across from** / **above** the tunnel, but the badger is safe!

G Listen and check. 25

H Act it out!

I Read and write the letters.

- 1 The bird is above the water.
- 2 The bird is under the flowers.
- 3 The bird is between the flowers.
- 4 The bird is across from the frog.

○
○
○
○



J Choose and write the correct words.



- 1 The trees are _____ the house.
 a in front of b behind c above
- 2 The birds are _____ the water.
 a below b between c above
- 3 The cat is _____ the bench.
 a under b behind c on
- 4 The deer is _____ the pond.
 a next to b behind c between

K Match the beginnings and ends of the sentences.

- | | |
|------------------------|-------------------------------|
| 1 There's a garden | a across from the horse. |
| 2 The rabbit is | b the pond and the field. |
| 3 There's a cloud | c in front of the house. |
| 4 The house is between | d in the sky above the house. |

L Look and complete the sentences. Use the words in the box.

behind across from in front of above

- The bird houses are _____ the window.
- The hedgehog is _____ the hedgehog house.
- The mother rabbit is _____ its baby.
- The squirrel is _____ the nuts.



Let's Write!

M Look and write the differences.



- (the deer / the pond) *In picture A, the deer is next to the pond.*
(the tree) *In picture B, it's behind the tree.*
- (the fox / the tree) _____
(the pond) _____
- (the rabbit / the pond) _____
(the pond) _____
- _____

12 Working Together

Discover Grammar

A Listen and read. 26

Where was the Big Park Clean-up?

It was in the park across from my house.

Were there plastic bags and bottles in the park?

Yes, there were.

Where were they?

They were on the grass and in the trees.

Were there trashcans between the benches?

No, there weren't. There are trashcans now.

People don't drop trash.

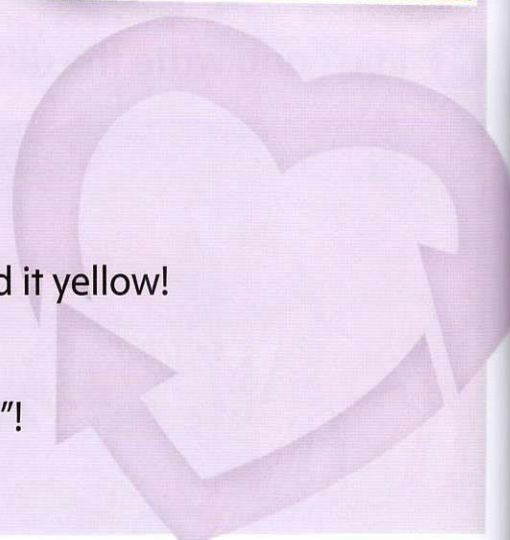
Was there a slide?

Yes, there was. It's behind the sandbox. We painted it yellow!

Was there a sign above the gate?

No, there wasn't. The new sign says "Rainbow Park"!

The park is great now! Well done!



B Read the questions again. Find four different ways to start a question.

_____ was ... ? _____ there ... ? _____ were ... ? _____ there ... ?

C Match the questions and answers.

- | | |
|----------------------------|-----------------------|
| 1 Was there a sign? | a Yes, there were. |
| 2 Were there trashcans? | b Yes, there was. |
| 3 Where was the Clean-up? | c No, there wasn't. |
| 4 Was there a slide? | d No, there weren't. |
| 5 Were there plastic bags? | e It was in the park. |

Learn Grammar

D Read and learn.

Questions: *Was / Were there ... ?*

We can ask *Yes / No* questions about the past with *Was there ... ?* and *Were there ... ?*

Was there a slide?

Yes, there was.

Were there trashcans?

No, there weren't.



| | | | |
|------------|---------------------------|------|----------------|
| Was there | a sandbox? | Yes, | there was. |
| | a sign? | No, | there wasn't. |
| Were there | plastic bags and bottles? | Yes, | there were. |
| | trashcans? | No, | there weren't. |

Questions: *Where was / were ... ?*

We can ask open questions with *Where*.

Remember! *Where* questions ask about places.

We can use prepositions to answer *Where* questions.

Where was the Clean-up? *It was in the park across from my house.*

Where is the new sign? *It's above the gate.*

E Read and write *was* or *were*.

Boy There's a new see-saw in the park.

Grandma When I was young, there wasn't a see-saw.

Boy ¹ _____ there a sandbox?

Grandma Yes, there ² _____. And there were swings.

Boy Where ³ _____ the swings?

Grandma They ⁴ _____ in front of the benches.



F Listen and check. 27

G Act it out!

H Look and match the questions and answers.



- | | |
|--------------------------|------------------------------------|
| 1 Where was the sandbox? | a It was above the gate. |
| 2 Where were the houses? | b They were behind the park. |
| 3 Where were the swings? | c It was between the benches. |
| 4 Where were the babies? | d It was in front of the houses. |
| 5 Where was the park? | e They were across from the slide. |
| 6 Where was the sign? | f They were in the sandbox. |

I Read the answers and complete the questions.

Where was Where were ~~Was there~~ Were there Was there

- 1 Was there a statue? Yes, there was.
- 2 _____ trees and flowers? Yes, there were.
- 3 _____ the flowers? They were in front of the statue.
- 4 _____ a pond? No, there wasn't.
- 5 _____ the trashcan? It was next to the gate.

J Write the words in the correct order to make questions.

- 1 there / Was / ? / a sign _____
- 2 plastic bags / Were / ? / there _____
- 3 Were / children / there / ? _____
- 4 there / Was / ? / a slide _____
- 5 there / ? / a see-saw / Was _____

K Look again at the picture in exercise H. Answer the questions in exercise J.

1 Yes, there was.

2 _____



3 _____

4 _____

5 _____

Let's Talk!

L Look and find eight differences.



M Ask and answer with a friend.

Was there a sign above the gate?


No, there wasn't.

Where was the bus?

It was in front of the gate.

Module 6 Review

A Look and complete the prepositions.



1 _ n fr _ n _ o _

3 b _ t _ e _ n

5 a _ ov _

2 _ cr _ _ _ _ f _ _ m

4 b _ hi _ _ _

B Read and circle the correct words.

- The park ranger is **above** / **in front of** the children.
- The lizards are **across from** / **between** the parrot.
- The bird is **behind** / **above** the children.
- The ranger is **between** / **in front of** the benches.
- The donkey is **behind** / **across from** the ranger.



C Look and answer the questions about Grandma's school.



No, there weren't. Yes, there was. No, there wasn't. Yes, there was.

1 Was there a slide in the playground? _____

2 Was there a see-saw? _____

3 Were there swings? _____

4 Was there a sign? _____

D Write the words in the correct order to make questions.


- 1 were / flowers? / Where / the _____
- 2 was / Where / sign? / the _____
- 3 the / were / Where / boys? _____
- 4 were / cars? / Where / the _____

E Look at the answers to the questions in exercise D. Choose and write the correct words.

- 1 They were _____ the door.
a above b in front of c behind
- 2 It was _____ the gate.
a between b across from c above
- 3 They were _____ the slide.
a in front of b behind c across from
- 4 They were _____ the school.
a between b above c across from

Exam Time

Listen and draw lines. There is one example.  28



13

Music School

Discover Grammar

A Listen and read.  29

These students study at a special school. It's a music school. They study other subjects, but they study music every day.

It's Monday. In the morning, they have English, math, and music. In the afternoon, they practice their instruments.

At 4:15, school finishes. The students play sports and games. But in the evening, the students do homework, and they practice their instruments again.

Do they play music at night? No, they don't, but they stay at school! This is a boarding school.

On Saturday, the students can go home, but there's often a concert, so they stay at school. The students love music. They like their school.

B Read the text again. Circle these phrases.

in the morning in the afternoon in the evening
at night on Saturday at 4:15

C Look at the phrases in exercise B. Find and write three prepositions.

Learn Grammar

D Read and learn.

Prepositions of Time: *In, At, and On*

We can use prepositions of time with the simple present to say when we usually do things.

| | | |
|------------------|----|--|
| I practice music | in | the morning. the afternoon. the evening. |
| | at | night. 4:00. |
| | on | Monday. |



| | | | | |
|--------------------|----|--|-------------|-------------------------|
| Does he play music | in | the morning? the afternoon? the evening? | Yes, No, | he does. he doesn't. |
| | at | night? 4:00? | | |
| | on | Sunday? | | |

We can use prepositions of time to answer open questions with *When*.

When do you have a music lesson? I have a music lesson on Saturday.

E Read and write *in, at, or on*.

Boy Do you have music ¹ _____ the morning?

Girl Yes, I do – ² _____ Monday, I have music
³ _____ 11:15.

Boy Do you do sports ⁴ _____ the afternoon?

Girl Yes, I do. And ⁵ _____ Friday, I play soccer
⁶ _____ the evening, too.



F Listen and check. 30

G Act it out!

H Look and write *Lisa* or *Hugo*.

Lisa

| | | | |
|-----------|--------------------|----------|--------------------------|
| Monday | piano lesson 2:00 | Friday | piano lesson 10:00 |
| Tuesday | swimming 4:30 | Saturday | violin concert |
| Wednesday | violin lesson 3:00 | Sunday | dinner with Grandma 7:00 |
| Thursday | violin lesson 2:00 | | |
| | tennis 5:00 | | |

Handwritten notes: A red musical note is drawn between Wednesday and Thursday. A red star is drawn next to Friday's piano lesson. A red smiley face is drawn next to Sunday's dinner. A red drawing of a box and a book is drawn below Sunday's dinner.

Hugo

| | | | |
|-----------|--------------------|----------|--------------------|
| Monday | guitar lesson 3:00 | Friday | guitar lesson 3:00 |
| | soccer 4:30 | Saturday | violin concert |
| Tuesday | swimming 4:30 | Sunday | art class 10:00 |
| Wednesday | violin lesson 9:00 | | |
| Thursday | violin 3:00 | | |
| | swimming 5:00 | | |

Handwritten notes: Green musical notes are drawn between Wednesday and Thursday. A green drawing of three triangles is drawn below Wednesday's violin lesson. A green drawing of a guitar is drawn below Thursday's violin lesson. A green drawing of a violin is drawn below Thursday's swimming. A green drawing of a bass clef is drawn below Sunday's art class. A green drawing of a sharp sign is drawn next to Saturday's violin concert.

- _____ has a piano lesson on Monday at 2:00.
- _____ plays soccer on Monday.
- _____ goes swimming on Tuesday and Thursday.
- _____ has a violin lesson in the morning.
- _____ plays tennis in the afternoon.
- _____ has guitar lessons at 3:00.

I Read and circle the correct words.

- Hugo plays soccer **at** / **in** the afternoon.
- He goes swimming **at** / **on** 5:00 **in** / **on** Thursday.
- He has a violin lesson **in** / **at** 9:00 **on** / **in** Wednesday.
- He goes to art class **in** / **at** the morning **on** / **in** Sunday.

J Complete the sentences about Lisa.

- Lisa plays tennis _____ Thursday.
- Her tennis club is _____ 5:00.
- She goes swimming _____ Tuesday.
- She sees her grandma _____ Sunday.
- She has dinner with her grandma _____ the evening.
- She has violin lessons _____ the afternoon.

K Answer the questions about Lisa and Hugo.

1 When does Lisa go swimming?

She _____.

2 When do Lisa and Hugo have a violin concert?

They _____.

3 When does Hugo go to art class?

He _____.


4 When does Lisa play tennis?

She _____.

Let's Talk!

L Read and check (✓) the things that you usually do.

- play a sport
- have a music lesson
- go to a club
- practice a musical instrument
- go to a friend's house



M When do you do them? Write the activities and the times in the diary.

Monday _____

Tuesday _____

Wednesday _____

Thursday _____

Friday _____

Saturday _____

Sunday _____

N Ask and answer with a friend.

Do you play a sport?

Yes, I do. I play tennis on Wednesday at 3:00.

14

The Music Festival

Discover Grammar

A Listen and read.  31

NEWS

This is a small town. Last week, it was quiet. There weren't any musicians. The town was calm.

Then, yesterday morning, a bus arrived. It was full of musicians. Yesterday afternoon, another bus arrived, and then another. Yesterday evening, the town was full of musicians! Last night, they played a concert in the park. It was great!



This morning, visitors started to arrive. They came to hear the music. It's the music festival! Today there's music everywhere.

This afternoon, there was a concert in the town center. The musicians played for hours!

This week, the town is full of music and singing. The music festival is great!

B Read the text again. Circle these words and phrases.

today this morning yesterday evening yesterday afternoon
last week yesterday morning last night this afternoon

C Match the questions and answers.

- | | |
|---|----------------------|
| 1 When did the first bus arrive? | a This afternoon. |
| 2 When did the musicians play in the park? | b Yesterday morning. |
| 3 When did the visitors start to arrive? | c Last night. |
| 4 When did the musicians play in the town center? | d This morning. |

Learn Grammar

D Read and learn.

Simple Past with Adverbs of Time

We use time words and phrases to say when we did something.

| | | |
|---|------------------|---|
| I | played the piano | yesterday. yesterday afternoon. today. this morning. last week. |
|---|------------------|---|



We can ask *Yes / No* questions with *Did* and a time phrase at the end.

| | | | | | | |
|-----|-----|----------------|--------------------|------|---|---------|
| Did | you | play the piano | yesterday? | Yes, | I | did. |
| | | | yesterday evening? | No, | | didn't. |
| | | | today? | | | |
| | | | this afternoon? | | | |
| | | | last night? | | | |

We can use time phrases to answer information questions with *When*.

When did you play the trumpet? I played the trumpet yesterday afternoon.

Look! Time phrases go at the end or beginning of a sentence.

It was quiet last week.

Last week, it was quiet.

E Read and number the lines in order.

- Girl Yes, I did. And I practiced again this morning.
- Boy I practiced this morning, too. I'm nervous about the concert.
- 1 Boy Did you practice the trumpet yesterday?
- Girl Don't worry! You play very well.



F Listen and check. 32

G Act it out!

H Write the time expressions in the chart.


today yesterday this morning yesterday afternoon this afternoon
last night ~~yesterday morning~~ yesterday evening ~~this evening~~

| | | | | | | |
|-------------------|---------|---------|---------|---------|---------|--------------|
| 1 _____ | | | | today | | |
| yesterday morning | 2 _____ | 3 _____ | 4 _____ | 5 _____ | 6 _____ | this evening |

I Unscramble the anagrams.



l _____ w _____



l _____ n _____



y _____ m _____



t _____ m _____

J Answer the questions. Use the time expressions in parenthesis.

arrived caught played practiced

1 When did the musician practice his instrument?
He practiced his instrument yesterday afternoon. (yesterday afternoon)

2 When did the musician catch the bus?
_____ (this morning)

3 When did the musicians play in the park?
_____ (this afternoon)

4 When did the visitors arrive?
_____ (yesterday)

K Read the sentences in exercise J and write short answers.

- 1 Did the visitors arrive last week? No, they didn't.
- 2 Did the musicians play in the park this afternoon? _____
- 3 Did the musician practice his instrument this afternoon? _____
- 4 Did the musician catch the bus this morning? _____

Let's Write!

L Which one is Leo's calendar? Read and check (✓).

Dear Diary,

I'm so busy! Yesterday afternoon, I practiced the guitar. I did my English homework yesterday evening. This morning, I had a guitar lesson. This afternoon, I had an English test. This evening, I did my homework! I'm tired!



| | | | |
|------------------------|--|------------------------|---|
| a Monday | - practice the piano 8 o'clock - Math homework 4 o'clock (test on Tuesday!) | b Monday | - practice the guitar 4 o'clock - English homework 6 o'clock (test on Tuesday!) |
| Tuesday ↑ Today! | - piano lesson 9 o'clock - Math test 2 o'clock - homework <input type="checkbox"/> | Tuesday ↑ Today! | - guitar lesson 11 o'clock - English test 3 o'clock - homework <input type="checkbox"/> |

M Write a diary entry for the other calendar.

Dear Diary,

I'm so busy! _____

I'm tired!

Module 7 Review

A Write the words and times in the correct boxes.

Saturday the morning 3:30 the afternoon the evening
 Tuesday evening night Wednesday 9:00

in

on

at

B Complete the sentences with *in*, *on*, or *at*.

- 1 Joe has a music lesson _____ Friday after school.
- 2 Does Jake play the piano _____ the afternoon?
- 3 Lisa listens to quiet music _____ night.
- 4 Do they practice music _____ the evening?
- 5 Come on! The concert starts _____ 5:30.

C Read the questions and write answers. Use the words in parenthesis.

1 When does Alina have piano lessons? (Sunday)

She has piano lessons on Sunday.

2 When does Kamil practice the violin? (the morning)

3 When does Irene go to school? (8:00)

4 When does Carlo have a concert? (Thursday)

D Unscramble the anagrams and write the adverbs of time.

1 t r i n
s h r n g m
i o g m

2 d a e e n i
s t r v e
e y y n g e

3 t e r a r n
y e a o f t
y s d e o n

4 t i k e
s a w e

E Replace the bold phrases with the time phrases in the box.

yesterday morning this morning yesterday
 this evening yesterday afternoon


- 1 Today is Wednesday. I went to a concert on **Tuesday**. _____
- 2 The musicians arrived **after lunch yesterday**. _____
- 3 I listened to music **at breakfast today**. _____
- 4 We went to the movies **after dinner today**. _____
- 5 Mom came to my concert **at 10:15 a.m. yesterday**. _____


F Write three sentences that are true for you. Use time phrases and the activities in the box.

went swimming went to school studied English listened to music

I went swimming last week.

Exam Time

What did Jack do last week? Listen and draw a line from the day to the correct picture. There is one example.  33



Monday

Tuesday



Wednesday

Thursday

Friday

Saturday


Sunday



15

Transportation

Discover Grammar

A Listen and read.  34

For centuries, we used horses for transportation. A horse is stronger than a person, and it can pull a wagon. The wagon's wheels make a heavy load easier to pull.

Then people started to use canals. Canal transportation was slow, but the boats carried more things. A canal boat is bigger and heavier than a wagon. The boat is on water. Water makes the heavy load easier to pull. A hundred years ago, canals and horses were very important.

Now we don't use horses. We use highways and trucks. Trucks have big engines. Trucks are stronger than horses. They can pull heavier loads. Trucks are faster than boats.

B Read the text again. Circle the adjectives.

C Find these sentences. Write the missing words.

- 1 A horse is _____ than a person.
- 2 A canal boat is _____ and _____ than a wagon.
- 3 Trucks are _____ than horses.
- 4 Trucks are _____ than boats.

Learn Grammar

D Read and learn.

Comparative Adjectives

Remember! An adjective is a word which describes a thing.

We use comparative adjectives to compare two things or types of thing.

*A horse is **stronger** than a person.*

| | | |
|------------|-------------|----------|
| A truck is | | a horse. |
| Trucks are | faster than | horses. |



To make a comparative adjective, we add *-er*. *fast – faster*

If an adjective ends in *-e*, we just add *-r*. *safe – safer*

If an adjective ends in *-y*, we change *y* to *-ier*. *heavy – heavier*

Watch out! Some adjectives change their spelling.

big – bigger hot – hotter

We can ask *Yes / No* questions with comparative adjectives.

*Are trucks **faster** than horses? **Yes**, they are.*

We can ask information questions with *What* and comparative adjectives.

***What** is **faster** than a bike? **A car** is faster than a bike.*

E Complete the sentences with comparative adjectives.

Girl The new truck is ¹ _____ (big) than the old one.

Boy Yes, the old truck is ² _____ (short) than the new one, too.

Girl Are new trucks ³ _____ (fast) than old ones?

Boy Yes, they are.



F Listen and check. 35


G Act it out!

H Write the comparative adjectives.

- | | | |
|----------------|---------------|---------------|
| 1 strong _____ | 5 slow _____ | 9 fast _____ |
| 2 heavy _____ | 6 noisy _____ | 10 easy _____ |
| 3 sad _____ | 7 big _____ | 11 hot _____ |
| 4 safe _____ | 8 nice _____ | 12 late _____ |

I Look and write the color.

black blue gray red



- | | |
|-------------------------------|-------------------------------|
| 1 The _____ truck is newer. | 5 The _____ horse is heavier. |
| 2 The _____ truck is smaller. | 6 The _____ horse is smaller. |
| 3 The _____ truck is bigger. | 7 The _____ horse is lighter. |
| 4 The _____ truck is older. | 8 The _____ horse is taller. |

J Read the questions and write short answers.

- 1 Are horses bigger than trucks?
- 2 Are cars faster than horses?
- 3 Is a horse stronger than a person?
- 4 Is a bike noisier than a truck?
- 5 Are trains lighter than bikes?

No, they aren't.

K Choose and write the comparatives to make the sentences true.

- 1 A bike is _____ than a car. A car is _____ than a bike.
(heavy / light)
- 2 A truck is _____ than a horse. A horse is _____ than a truck.
(quiet / noisy)
- 3 A boat is _____ than an airplane. An airplane is _____ than a boat.
(slow / fast)
- 4 A train is _____ than a wagon. A wagon is _____ than a train.
(long / short)


L Write the words in the correct order to make sentences.

- 1 Cars / faster / are / bikes / . / than _____
- 2 are / . / than / older / Wagons / cars _____
- 3 trucks / than / Horses / . / quieter / are _____

Let's Write!

M Read Luis's text and write the comparative adjectives.

Hi! I'm Luis. I go to school by bike. Riding my bike is
1 _____ (fast) than going on foot. Riding my bike
is 2 _____ (slow) than going by car. But riding
my bike is 3 _____ (healthy)!



N How do you go to school? Look and circle.

by bus by bike by car by train on foot on my skateboard


O Write about how you go to school. Compare it with another way.
Is it faster or slower?

Hi! I'm _____. I go to school _____.

16

Around the World

Discover Grammar

A Listen and read.  36

People and things travel around the world every day. People often travel by airplane. It's the fastest way to travel. The fastest passenger airplane in the world was the Concorde. It traveled from New York to Paris in 3½ hours!

People sometimes go on vacation on big ships. They aren't fast, but they're very big. The biggest cruise ship is named the *Allure of the Seas*. It's enormous!

Big ships carry things across oceans and through very big canals. It's the slowest way to transport things, but the big ships can carry the heaviest loads. The newest ships are very big. The biggest container ship is named the *Emma Maersk*. It's too big for the old ports and canals!

B Read the text again. Circle the adjectives.

C Find and complete the sentences.

- 1 The _____ passenger airplane in the world was the Concorde.
- 2 The _____ cruise ship is named the *Allure of the Seas*.
- 3 Big ships can carry the _____ loads.
- 4 The _____ ships are very big.

Learn Grammar

D Read and learn.

Superlative Adjectives

Remember! We use comparatives to compare two things or types of thing.

We use superlative adjectives to compare more than two things.

*The blue boat is **the smallest**.*


*Is that **the fastest** boat?*

*The **heaviest** boat is the red one.*

We can make the superlative by adding *-est*.

We always use *the* with superlatives.

| | | |
|---------------|--------------|---------------|
| This ship is | the longest | in the world. |
| This canal is | the biggest | |
| | the shortest | |
| | the newest | |



We can ask *Yes / No* questions with superlatives.

*Is that **the biggest** cruise ship? **Yes, it is.** / **No, it isn't.***

E Complete the sentences.


Boy This is ¹ _____ (long) canal in the world.

Girl Where is it?

Boy It's in China. It's ² _____ (old) canal, too.

Girl Is it ³ _____ (big) canal in the world?

Boy No, it isn't. The Suez Canal is ⁴ _____ (big) than it.



F Listen and check. 37

G Act it out!

H Write the missing words.

- | | | | | | |
|---------|---------|--------------------|---------|--------|--------------|
| 1 slow | slower | <u>the slowest</u> | 5 fast | faster | _____ |
| 2 short | _____ | the shortest | 6 tall | _____ | the tallest |
| 3 heavy | heavier | _____ | 7 old | older | _____ |
| 4 _____ | bigger | the biggest | 8 small | _____ | the smallest |

I Look and write sentences with the superlative of the adjective in parenthesis.



- | | |
|----------------------------------|-----------------|
| 1 <u>C is the biggest.</u> (big) | 3 _____ (fast) |
| 2 _____ is the _____. (old) | 4 _____ (small) |

J Remember the text on page 78 and write short answers.

- 1 Are airplanes the fastest way to travel? _____
- 2 Is the *Emma Maersk* the fastest ship in the world? _____
- 3 Are ships the slowest way to transport things? _____
- 4 Are the old ships the biggest? _____
- 5 Is the *Allure of the Seas* the biggest cruise ship? _____

K Read and circle the correct words.

- 1 The Atlantic Ocean is **bigger** / **biggest** than the Indian Ocean, but the Pacific Ocean is the **biggest** / **bigger**.
- 2 The Suez Canal is **longer** / **longest** than the Panama Canal, but the Grand Canal in China is the **longer** / **longest**.
- 3 Trucks are **fastest** / **faster** than boats, but airplanes are the **fastest** / **faster**.
- 4 Cars are **heaviest** / **heavier** than bikes, but trucks are the **heavier** / **heaviest**.

L Complete the sentences with superlatives.

- 1 Shanghai in China has _____ (big) port in the world.
- 2 Atlanta, Georgia in the U.S. has _____ (busy) airport in the world.
- 3 Australia has _____ (long) highway in the world.
- 4 Panama has _____ (busy) canal in the world.
- 5 Germany has _____ (fast) highways in the world.
- 6 Dubai has _____ (tall) building in the world.

Let's Talk!

M Look and answer the questions.



The RMD Canal

(Europe)

1992

171 kilometers long

16 ships per day




The Suez Canal

(Egypt)

1869

19 kilometers long

86 ships per day



The Panama Canal

(Panama)

1914

77 kilometers long

69 ships per day

- 1 Which canal is the shortest? a b c
- 2 Which canal is the newest? a b c
- 3 Which canal is the busiest? a b c

N Ask and answer with a friend. Use comparative and superlative forms of the adjectives in the box.

old long busy short new

Is b shorter than c?

Yes, it is. Is a the busiest?

Module 8 Review

A Write the comparative and superlative forms of these adjectives.

1 long

longer the longest

4 noisy

2 strong

5 hot

3 easy

6 big

B Read and write the correct forms of the adjectives in parenthesis.

1 Going to school on foot is _____ than going to school by bus. (slow)

2 This car is _____ car in the world! (fast)

3 The Pacific Ocean is _____ than the Atlantic Ocean. (big)

4 The Mississippi and the Danube are long rivers, but the Nile is _____ . (long)

5 The Burj Khalifa in Dubai is _____ building in the world. (tall)

6 Cars are _____ than horses. (noisy)

C Complete the quiz questions. Use comparatives or superlatives. Then circle your answers.

QUIZ

1 Is the Atlantic Ocean _____ the Pacific Ocean? (big) Yes No

2 Is Mount Everest _____ mountain in the world? (high) Yes No

3 Is the River Nile _____ the River Danube? (long) Yes No

4 Is the Panama Canal _____ canal in the world? (busy) Yes No

5 Is an airplane _____ way to travel? (fast) Yes No

6 Is Antarctica _____ place in the world? (cold) Yes No


7 Is a canal boat _____ a truck? (slow) Yes No

8 Is Australia _____ Japan? (small) Yes No

D Look, read, and write sentences. Use comparatives or superlatives.



- 1 The blue car is the biggest. (big)
- 2 The green car is older than the red car. (old)



- 3 The black boat _____
_____. (long)
- 4 The white boat _____
_____ the blue boat. (new)



- 5 _____
_____. (fast)
- 6 The green train _____
_____ the brown train. (slow)

Exam Time

Read the text. Choose the right words and write them on the lines.

A very big ship

My grandpa and grandma went on an amazing vacation. They traveled on a big ship. It's ¹ _____ biggest passenger ship in the world! It's called the *Allure*. There is another very big

ship, the *Oasis*, but the *Oasis* is five centimeters shorter ² _____ the *Allure*. The *Allure* is ³ _____ than the *Oasis*, too. But it isn't ⁴ _____. They both sail at the same speed.

| | | | |
|----------------|--------|---------|---------|
| Example | bigger | biggest | big |
| 1 | a | the | one |
| 2 | than | that | the |
| 3 | newest | new | newer |
| 4 | fast | faster | fastest |



17

Shapes and Colors

Discover Grammar

A Listen and read. 38

Look around! What shapes can you see?

Shapes in the city


This building has a lot of windows. There are a lot of squares, and there is a lot of glass. The glass is like a mirror. There are some clouds in the sky, and there are some clouds on the building!

Shapes in nature

Inside a tree, there are circles. There aren't any straight lines, but there are a lot of circles in the wood. Water can make circles, too.

Shapes in the landscape

There isn't any water in this desert. There is a lot of sand! The sand makes beautiful shapes. There are a lot of lines and a few big triangles.



B Read the text again. Circle *There is* and *There are*.

C Match *There is* and *There are* to the lists.

1 _____ squares clouds circles lines

2 _____ glass water sand

D Underline these words in the text.

some any a lot of a few

Learn Grammar

E Read and learn.

Count and Non-count Nouns

Remember! Nouns are words for people, places, and things.

There are things we can count. These nouns have a plural form:

boys teachers circles windows

There are things we can't count. These nouns don't have a plural form:

water wood sand paint

Quantifiers: *Some, Any, A few, A little, A lot of*

We use words like *some, any, a lot of, a little, and a few* when we aren't talking about an exact quantity.

| | | |
|--------------------|----------------------------|----------|
| There are | some / a lot of / a few | circles. |
| There is (There's) | some / a lot of / a little | paint. |

We can use *some* and *a lot of* with count and non-count nouns:

some boys some water a lot of boys a lot of water

We use *a few* with count nouns and *a little* with non-count nouns:

a few boys a little water

We use *any* in negative statements:

There aren't any squares. There isn't any wood.



F Read and circle the correct words.

Girl I'm painting a picture. It's an apple tree.

¹ **There aren't / There isn't** any green apples,
but ² **there's / there are** a lot of red apples.

Boy Oh. ³ **There's / There are** some green paint here.

Girl Yes, ⁴ **there are / there's** a lot of green leaves on my tree.



G Listen and check. 39

H Act it out!

I Write the nouns in the correct boxes.

water circles apples paint windows
 sand leaves wood glass trees

| | |
|-----------|-------|
| Count | _____ |
| Non-count | _____ |

J Look and circle the correct words.



1 There are **a few** / **a lot of** spirals.




4 There is **a little** / **a lot of** blue paint.




2 There are **some** / **a lot of** flowers.



5 There is **some** / **a lot of** water.



3 There is **a little** / **a lot of** sand.



6 There are **some** / **a lot of** rectangles.

K Read and write *There is* or *There are*.

1 _____ a lot of purple paint.

4 _____ some sand.

2 _____ some seashells.


5 _____ a lot of glass.

3 _____ a lot of trees.

6 _____ some big stones.

L Complete the sentences with *some* or *any*.

There are ¹ _____ lines in this painting.
There aren't ² _____ people. There are ³ _____
squares. There aren't ⁴ _____ circles. There is
⁵ _____ red paint and ⁶ _____ yellow paint.
There isn't ⁷ _____ pink paint.



M Look and write sentences with *There are a few* or *There is a little*.

This is my little sister's picture. It's our home!


- 1 There are a few people.
- 2 _____ clouds in the sky.
- 3 _____ green grass.
- 4 _____ pink paint.



Let's Write!

N Think about your home. What shapes are there? What colors are there?
Draw a picture.

squares triangles circles
lines spirals green grass
blue sky green paint



O Write about your picture. Use *There is / isn't* and *There are / aren't* and quantity words.

This is my home! There is _____.
There are _____.
There _____.
There _____.


18 Sculpture

Discover Grammar

A Listen and read. 40

Welcome to the Sand Festival!

- **How many artists are here today?**
 - There are 60 artists. They come from around the world.
- **How many sculptures are there?**
 - There are 50 sculptures this year. They're animals. Last year, there were 30 sculptures.
- **How much sand is there?**
 - There's a lot of sand!
- **Is there any water?**
 - Yes, there is. There's some water. We need water to make the sculptures. The sand can't be dry.
- **Are there any visitors here today?**
 - Yes, there are! The first visitors arrived this morning. There are hundreds of visitors every day.
- **How many days is the festival?**
 - It's 15 days. There's food and music. It's great!



B Read the questions again. Circle the plural nouns.

C Find and complete these questions.

- 1 How _____ sand is there?
- 2 How _____ sculptures are there?
- 3 _____ there any water?
- 4 _____ there any visitors?

Learn Grammar

D Read and learn.

Asking about Quantity

Remember! There are things we count, and things we don't count.

| Count Nouns | Non-count Nouns |
|-------------------------------|--------------------|
| artists, sculptures, visitors | sand, water, paint |

We can ask about quantity with *How many ... ?* and *How much ... ?*

| | | |
|----------|-----------------------------------|---------------------------|
| How many | artists sculptures visitors | are there? were there? |
| How much | sand water paint | is there? was there? |



We can answer *How many* questions with a number:

There are 60 artists.

We can answer *How much* and *How many* questions with quantity words:

How many visitors are there?

There are a lot of visitors.

How much paint is there?

There is a little paint.

We can ask *Yes / No* questions about quantity with *any*:

| | | | | |
|-----------|-----|-----------|------|---------------|
| Are there | any | visitors? | Yes, | there are. |
| | | pizzas? | No, | there aren't. |
| Is there | | water? | Yes, | there is. |
| | | food? | No, | there isn't. |

E Read and circle the correct words.

Boy ¹ How much / How many sand sculptures are there?


Girl ² There is / There are 50 sculptures.

Boy ³ How many / How much artists were there last year?

Girl Last year, ⁴ there was / there were only 30 artists.
The festival is bigger now.

Boy I'm hungry. Is there ⁵ any / many food?

Girl Yes, there's ⁶ any / some ice cream.



F Listen and check.  41

G Act it out!

H Match the questions and answers.

1 How many visitors are there?

2 Is there any music?

3 How much sand is there?

4 Is there any ice cream?

5 How many artists are there?

a There is a lot of sand!

b There are 60 artists.

c Yes, there is. The music is great.

d There are a lot of visitors!

e Yes, there is. Do you want some?

I Look, read, and write short answers.



1 Is there any food? Yes, there is.

2 Are there any children? _____

3 Are there any paintings? _____

4 Is there any sand? _____

5 Is there any snow? _____

J Write the words in the correct order to make questions. Look at the picture in exercise I. Ask and answer.

1 are / many / ? / How / tortoises / there

2 sand / ? / much / How / there / is

3 many / How / are / there / children / ?

4 is / How / snow / ? / there / much

K Complete the questions with *How much* and *How many*.

1 _____ sculptures are there?

3 _____ pizzas are there?

2 _____ food is there?

4 _____ animals are there?

Let's Talk!

L Imagine there is a sand sculpture festival in your town. Circle the things that you can find at your festival.

food music sand artists soda musicians visitors

M The theme of the festival is transportation. How many different sculptures are there at your festival? Write numbers in the boxes.

Sculptures: cars trucks boats
 bikes horses airplanes

N Ask and answer about your festival with a friend.

Is there any food at the festival?

Yes, there is.

How many cars are there?

There are 17 cars!

Module 9 Review


A Match the beginnings and ends of the sentences.

- 1 There is some
 - 2 There are some
 - 3 There is a lot of
 - 4 There are a lot of
 - 5 There are a few
 - 6 There is a little
- purple squares.
purple paint.


B Read and circle the correct words.

- 1 There is / There are some green grass.
- 2 There isn't / There aren't any blue water.
- 3 There are / There is a lot of red flowers.
- 4 There isn't / There aren't any gray clouds.
- 5 There is / There are some happy children.
- 6 There are / There is a lot of yummy food.

C Look and write *A few* or *A little*.



1 _____ paintbrushes.



3 _____ sand.



5 _____ water.



2 _____ paint.



4 _____ stones.



6 _____ seashells.

D Write the words in the correct order to make sentences.

1 in / nature / there / any / ? / Are / shapes

2 any / Is / sand / ? / there / on the beach

3 sculptures / ? / many / are / there / How

4 is / much / How / there / ice cream / ?

5 any / ? / there / fish / Are / in the ocean

E Complete the questions with the words in the box.

Is there Are there How much How many

1 _____ visitors are there?

4 _____ sand is there?

2 _____ any animals?


5 _____ artists are there?

3 _____ any soda?

6 _____ any games?

Exam Time

Look and read. Write *yes* or *no*.



Example There are some sculptures on the beach. yes

1 A lot of people are waiting for ice cream. _____

2 There are a few children behind the sculptures. _____

3 There are two birds made of sand. _____

4 There aren't any people waiting for drinks. _____

5 There is a little water in the ocean. _____

Grammar Reference



Subject and Object Pronouns

A pronoun replaces a noun in a sentence so we do not need to repeat the noun.
I, you, he, she, it, you, we, they are subject pronouns.

Kyril studies the orcas. *Milenka likes the ocean.* *The orcas watch Kyril.*
He studies the orcas. *She likes the ocean.* *They watch Kyril.*

Me, you, him, her, it, you, us, them are object pronouns.

Kyril studies the orcas. *Milenka likes the ocean.* *The orcas watch Kyril.*
Kyril studies them. *Milenka likes it.* *The orcas watch him.*

| | | | | | | | | |
|------------------|----|-----|-----|-----|----|----|-----|------|
| Subject Pronouns | I | you | he | she | it | we | you | they |
| Object Pronouns | me | you | him | her | it | us | you | them |

Simple Past of Verb To Be: Affirmative and Negative Statements

We can use the simple past of *to be* to talk about things in the past.

The statues were solid ice. *I was not in Harbin yesterday.*

| Affirmative | | | Negative | | |
|-------------------|------|-------|-------------------|----------|-------|
| I / He / She / It | was | cold. | I / He / She / It | was not | cold. |
| You / We / They | were | | You / We / They | were not | |

Simple Past of Verb To Be: Questions

We can ask questions about the past using *Was* and *Were*:

Was it difficult? *Yes, it was. / No, it was not.*
Were the cookies good? *Yes, they were. / No, they were not.*

Where questions ask about places.

Where was the pudding? *It was in the freezer.*

What questions ask about things.

What was in the pudding? *Chocolate, sugar, and eggs.*

How questions can be answered with adjectives.

How was the pudding? *It was delicious.*



Simple Past Regular Verbs: Affirmative and Negative Statements

We use the simple past to talk about finished actions in the past. We make the past form of regular verbs by adding *-ed*. To make the negative form, we use *did not (didn't)*.

Grandma *played* board games. She *did not play* computer games.

| Affirmative | | Negative | |
|--|---------|--|---------------|
| I / You / He / She / It / We / You / They | played. | I / You / He / She / It / We / You / They | did not play. |

Simple Past Regular Verbs: Questions

We use *Did* to ask *Yes / No* questions about the past.

Did he travel by train? Yes, he *did*. / No, he *did not*.

| | | | | | |
|-----|-------------------------------------|-------|------|----------------------------------|----------|
| Did | you / he / she / it / you / they | walk? | Yes, | I / he / she / it / we / they | did. |
| | | | No, | | did not. |

We ask information questions with a question word and *did*.

| | | | | | |
|-------|-----|--|---------|----------------------------------|----------------------|
| Where | did | you / he / she / it / you / they | start? | I / He / She / It / We / They | started in London. |
| What | | | learn? | | learned about boats. |
| How | | | travel? | | traveled by train. |

Simple Past Irregular Verbs

Some verbs are irregular. We cannot just add *-ed*. We have to remember them!

| Present | Simple Past |
|---------|-------------|
| have | had |
| eat | ate |
| give | gave |
| see | saw |
| buy | bought |
| spend | spent |
| go | went |
| drink | drank |
| say | said |



Possessive Pronouns

We use possessive pronouns to talk about things that belong to people.

*This garden is **mine**! This kite is not **his**! The toys are **ours**.*

| | | | | | | |
|------|-------|-----|------|-----|------|--------|
| mine | yours | his | hers | its | ours | theirs |
|------|-------|-----|------|-----|------|--------|

Simple Past with Adverbs of Time

We use time words and phrases to say when we did something.

| | | |
|---|--------------------|---|
| I | played the trumpet | yesterday. yesterday afternoon. today. this morning. last week. |
|---|--------------------|---|

Comparative Adjectives

We use comparative adjectives to compare two things or types of thing.

*A horse is **stronger** than a person.*

To make a comparative adjective, we add *-er*.

*fast – **faster** slow – **slower***

If an adjective ends in *-e*, we just add *-r*.

*nice – **nicer** safe – **safer***

If an adjective ends in *-y*, we change *y* to *-ier*.

*heavy – **heavier** easy – **easier***

Superlative Adjectives

We use superlative adjectives to compare more than two things.

*The blue boat is **the smallest**.*

*Is that **the fastest** boat?*

*The **heaviest** boat is the red one.*

We can make the superlative by adding *-est*. We always use *the* with superlatives.



Oxford Discover

Creating young thinkers
with great futures


How do you ensure your students have a full understanding of **grammar use, meaning, and form**?

Oxford Discover Grammar presents **grammar through context**, guiding students as they discover meaning. It combines this **guided discovery** approach with **extensive form-based practice**, ensuring that students have all the knowledge they need to use English grammar confidently and accurately.

Levels 1-6 of **Oxford Discover Grammar** contain:

- Student Book
- Class Audio CD
- Teacher Website

Use alongside
Oxford Discover,
or on its own to help
your students improve
their grammar.



SHAPING learning TOGETHER

OXFORD
UNIVERSITY PRESS

www.oup.com

ISBN 978-0-19-443262-7



9 780194 432627